



# IoT Service Layer Standard – Features - Roadmap

Roland Hechwartner, oneM2M TP Chair

Akraino Technical Meetings – Spring

March 1<sup>st</sup> 2021

# Agenda

- The oneM2M Partnership Project
- The Service Layer - An Overview
- Basic Architecture
- Abstraction and Interworking
- Work on Semantics
- The 3GPP Interworking
- some more Release 4 Features
- Conclusion and Outlook

# The Partnership Project

- Organisation
- The Standard
- The Service Layer


# oneM2M Partnership Project

[www.oneM2M.org](http://www.oneM2M.org) All documents and specifications are publically available

More than 200 member organizations in oneM2M


founded<sup>1</sup> July, 24<sup>th</sup> 2012  
TP#1: Sep 24<sup>th</sup>-29<sup>th</sup> 2012

[1] [Partnership Agreement V 2.0](#) (Approved March 2013)



Join forces  
=> reduce fragmentation  
=> Reuse e.g. 



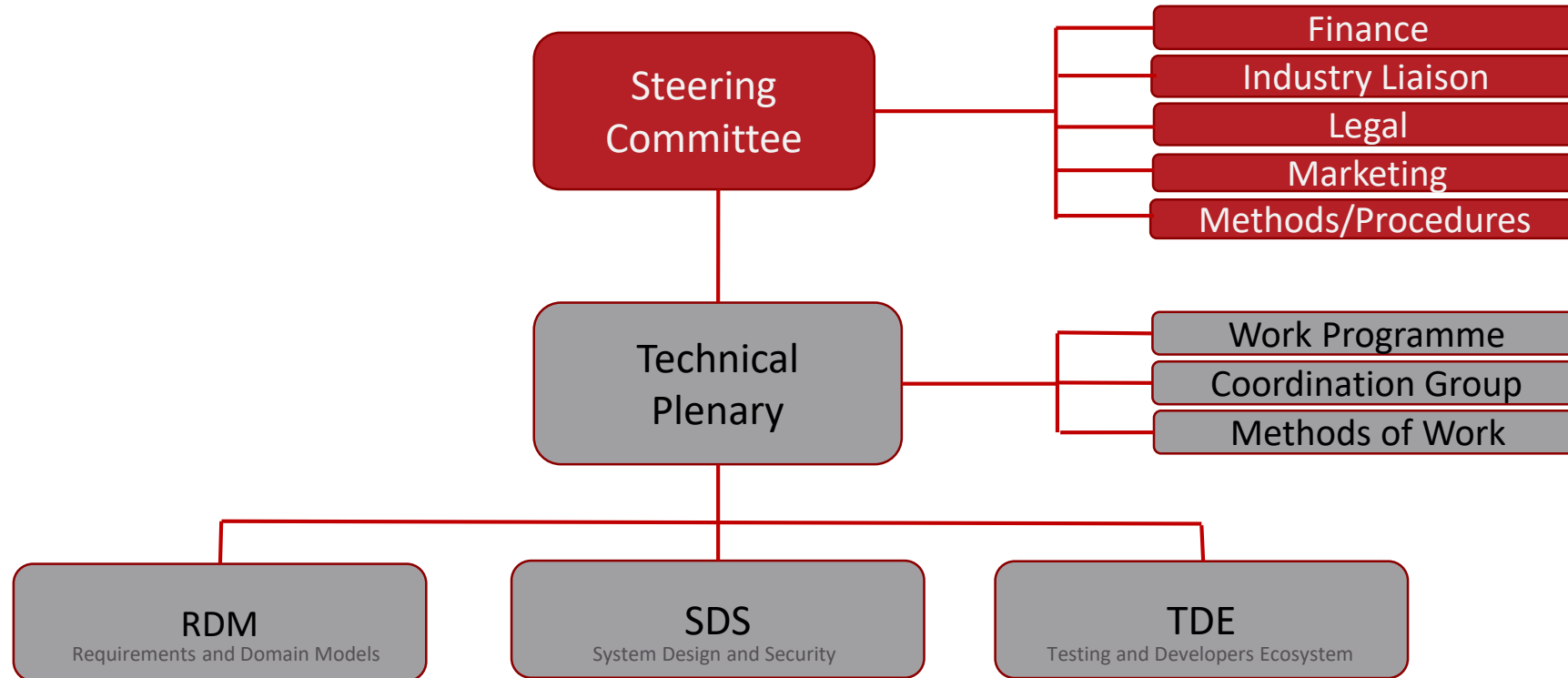
 e.g. Release 2 transposition  
ITU-T SG20 Y.4500.x

# Organization

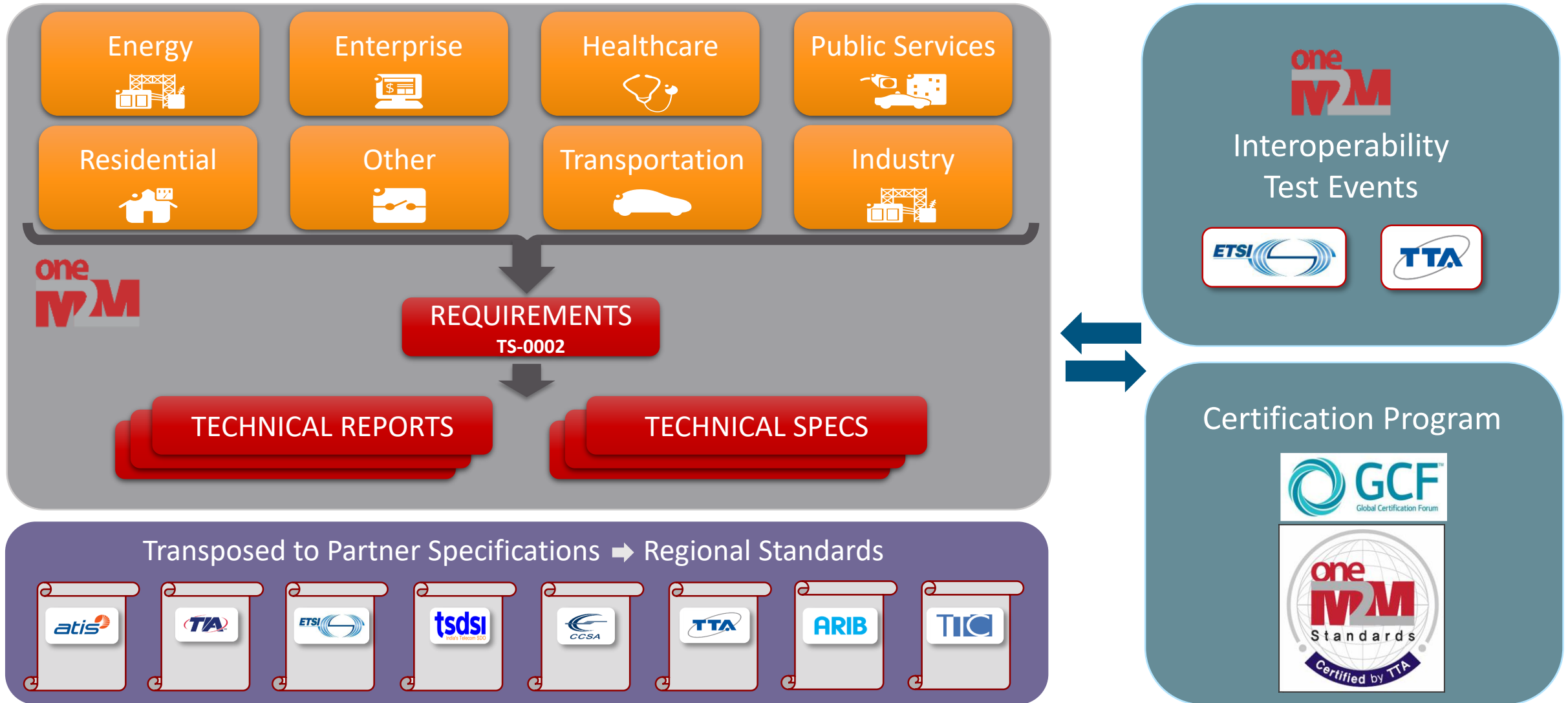
<http://onem2m.org/about-onem2m/organisation-and-structure>

Partners

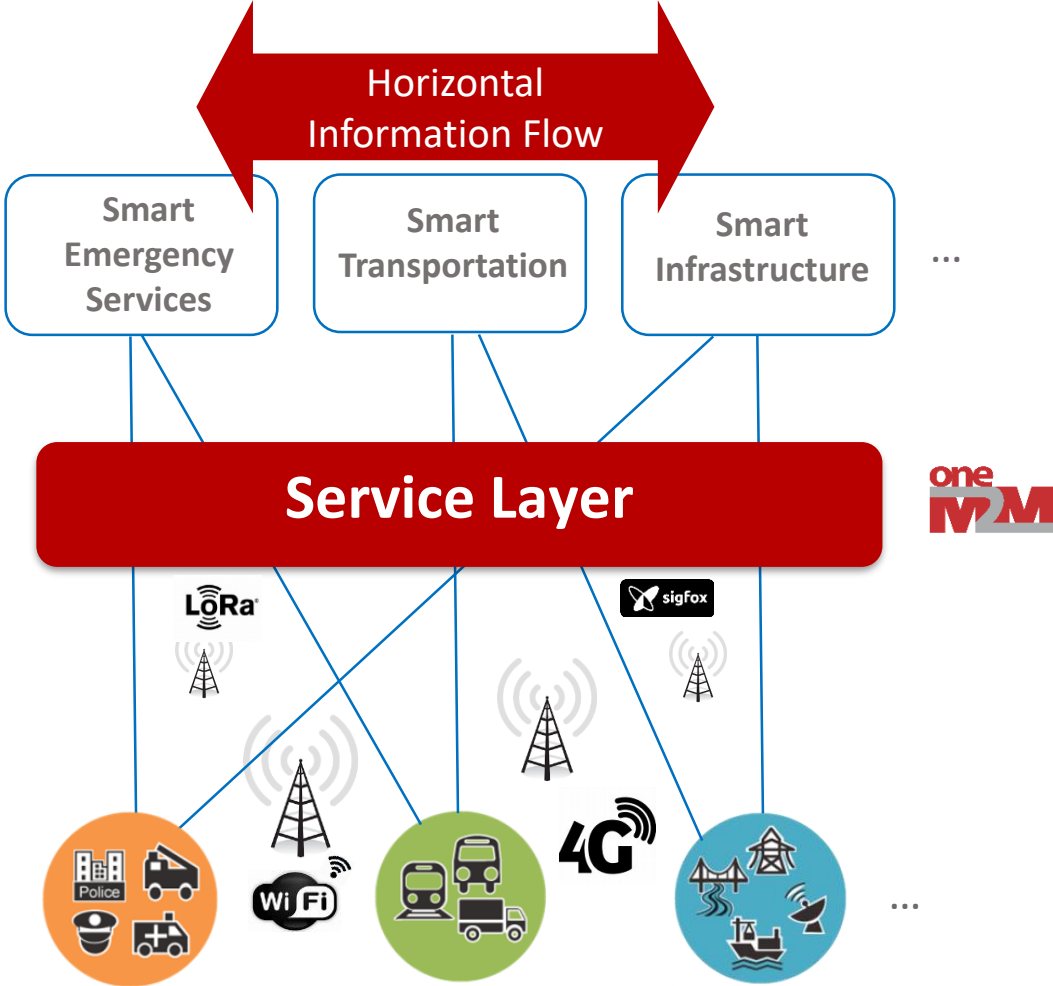

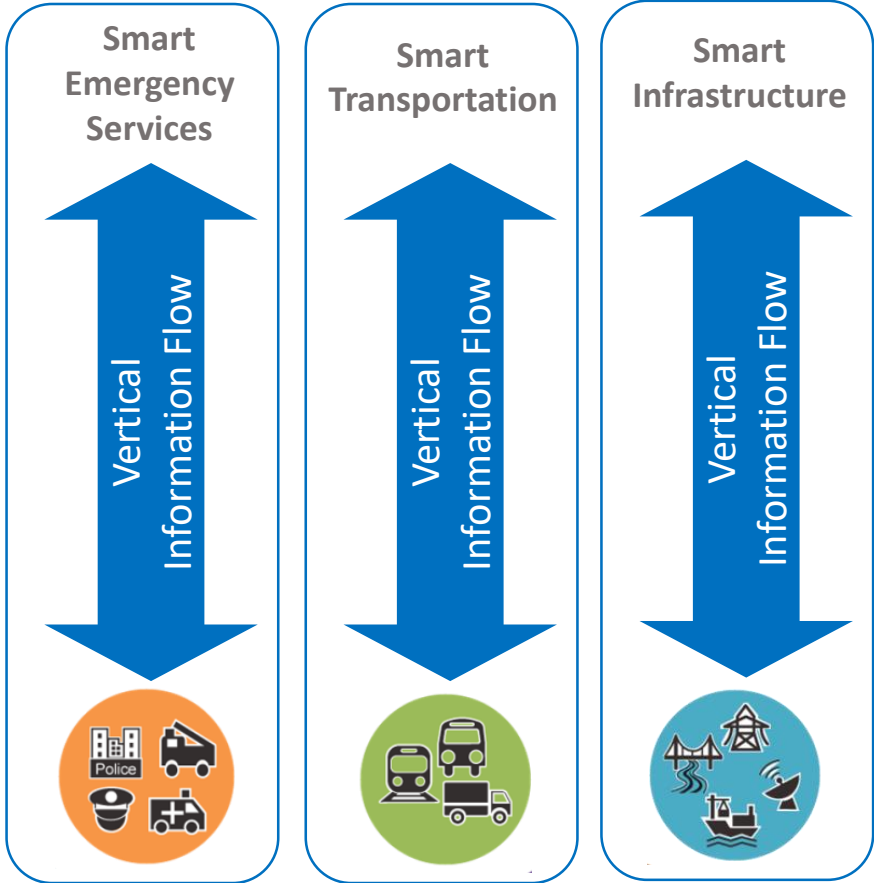
Members / Partners



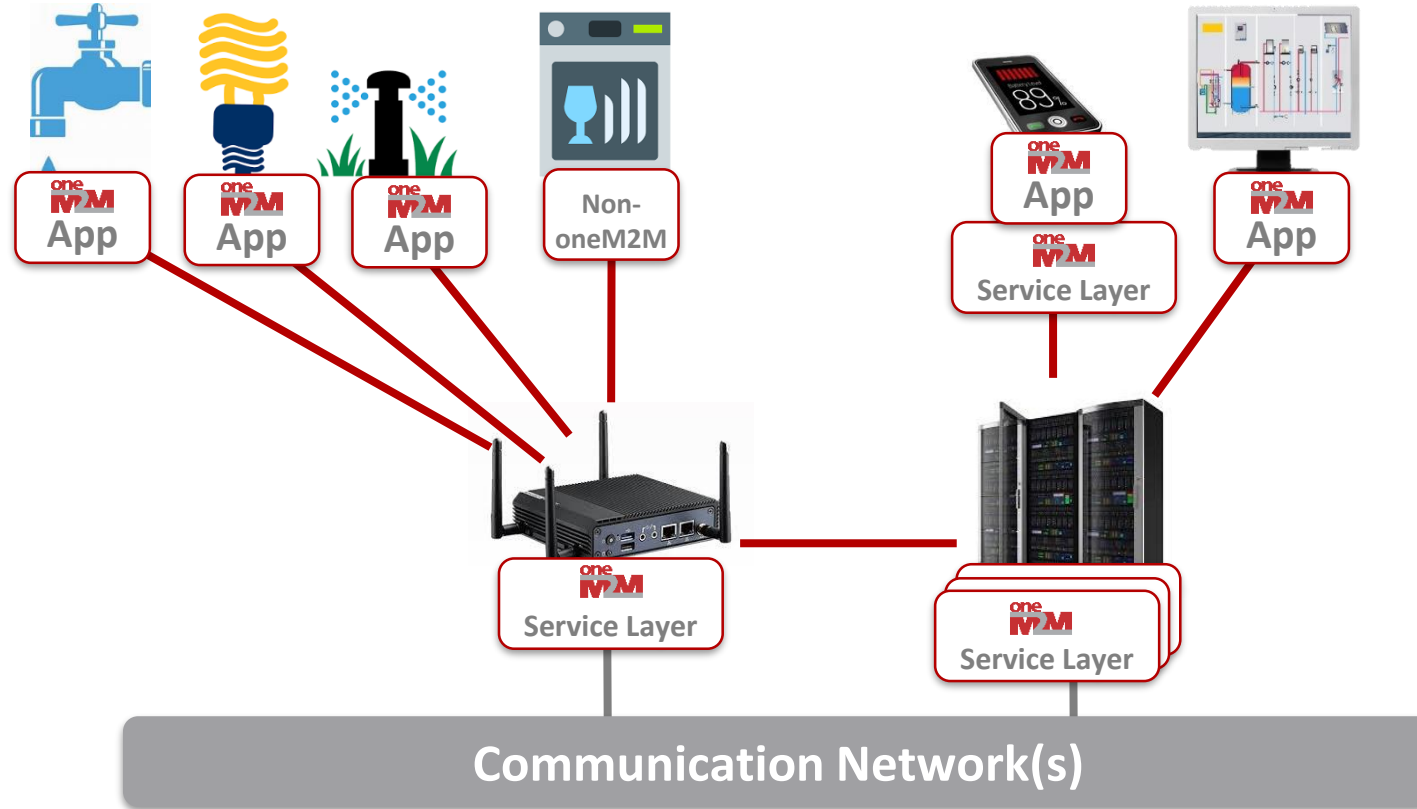
# oneM2M Standard – Testing – Certification Program



# oneM2M Breaks Down the Silos



# oneM2M is an End-to-End IoT Technology

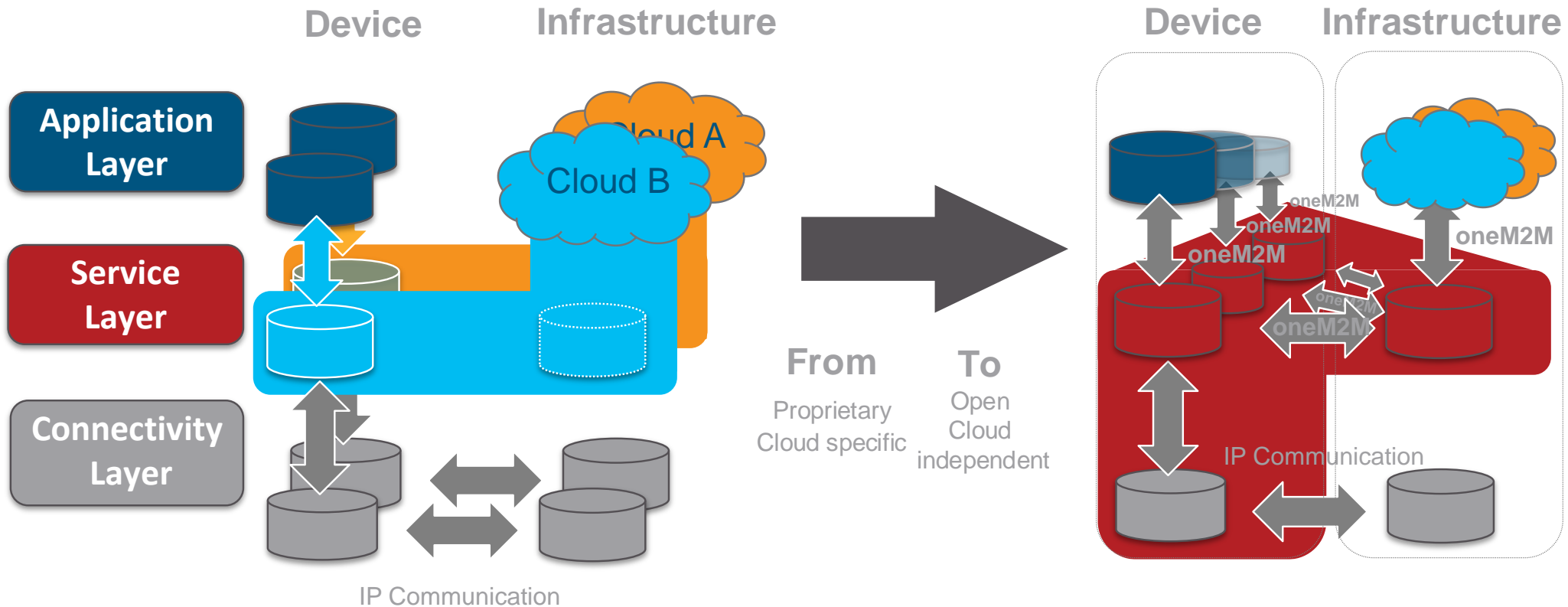


## Flexible Deployment Options

- IoT Cloud / Enterprise
- IoT Gateway
- IoT Edge Device
- IoT User Devices

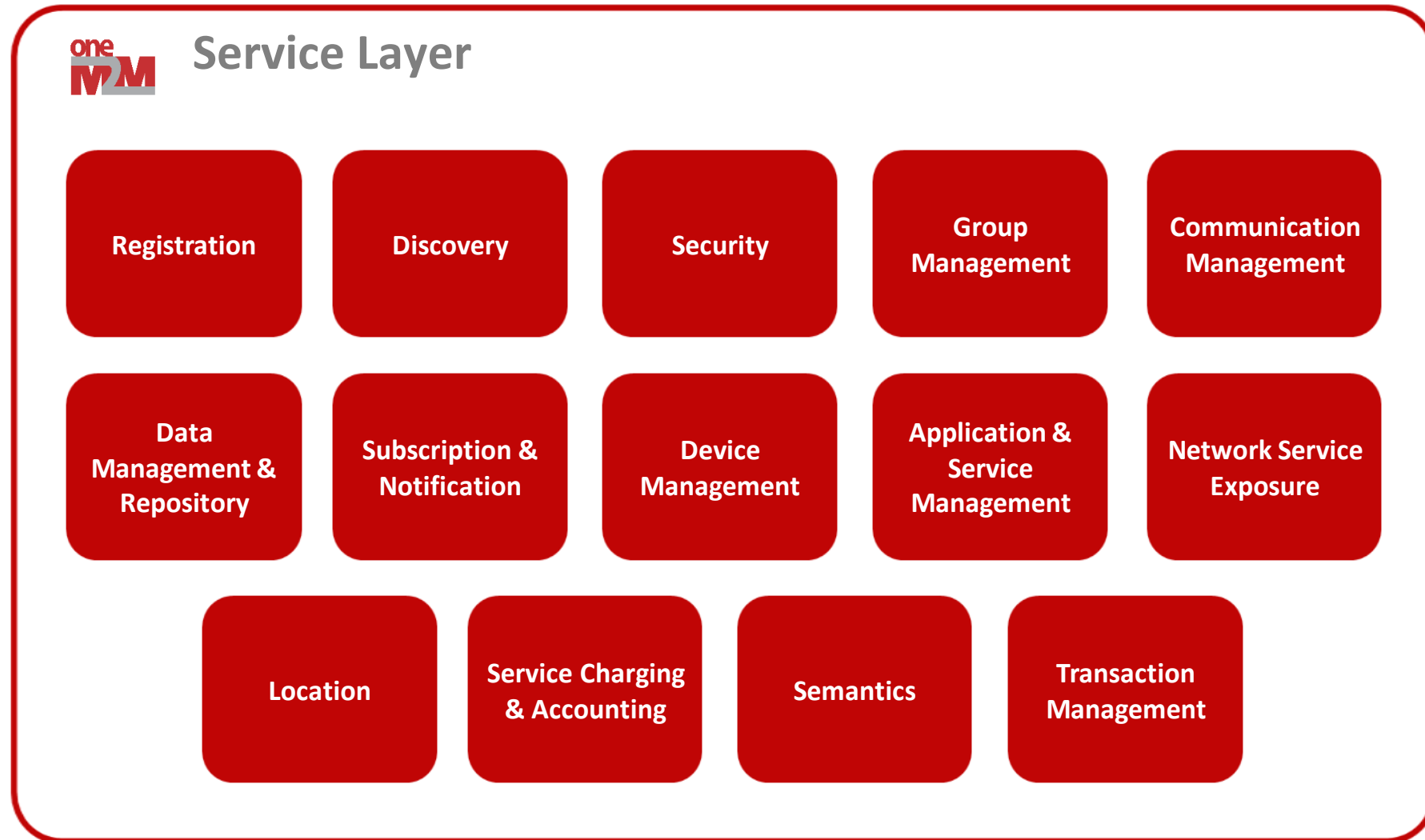


# Cloud provider independent



From Fragmentation to Standards - decoupling device, cloud, and application by open interfaces

# oneM2M's modular service functions fit into a coherent framework



# oneM2M Feature Summary by Release

## Release 1

- Registration
- Discovery
- Security
- Group Management
- Data Mgmt. & Repository
- Subscription & Notification
- Device Management
- Communication Mgmt
- Service Charging
- Network Service Exposure
- App & Service Mgmt
- HTTP/CoAP/MQTT Bindings

2015

## Release 2

- + Time Series Data
- + Flexible Resources that can be customized by app developers (flex container)
- + Semantics Description & Discovery
- + Security Enhancements
  - Dynamic Authorization
  - Content Security
  - E2E Security
- + WebSocket Binding
- + Ontology for Home Area Information Model
- + oneM2M App-ID Registry
- + oneM2M Interworking
  - LWM2M
  - Alljoyn
  - 3GPP Triggering

2016

## Release 3

- + Semantic Querying/Mashup
- + 3GPP SCEF Interworking
  - Non-IP Data Delivery
  - UE reachability Monitoring
  - Device triggering
  - Etc.
- + Transaction Management
- + Service Layer routing
- + Common oneM2M Interworking Framework
  - OCF
  - OPC-UA
  - OSGi
- + oneM2M Conformance Tests and Profiles
- + Security Enhancements
  - Distributed Authorization
  - etc.
- + Ontology Based Interworking

2018

## Release 4

(planned)

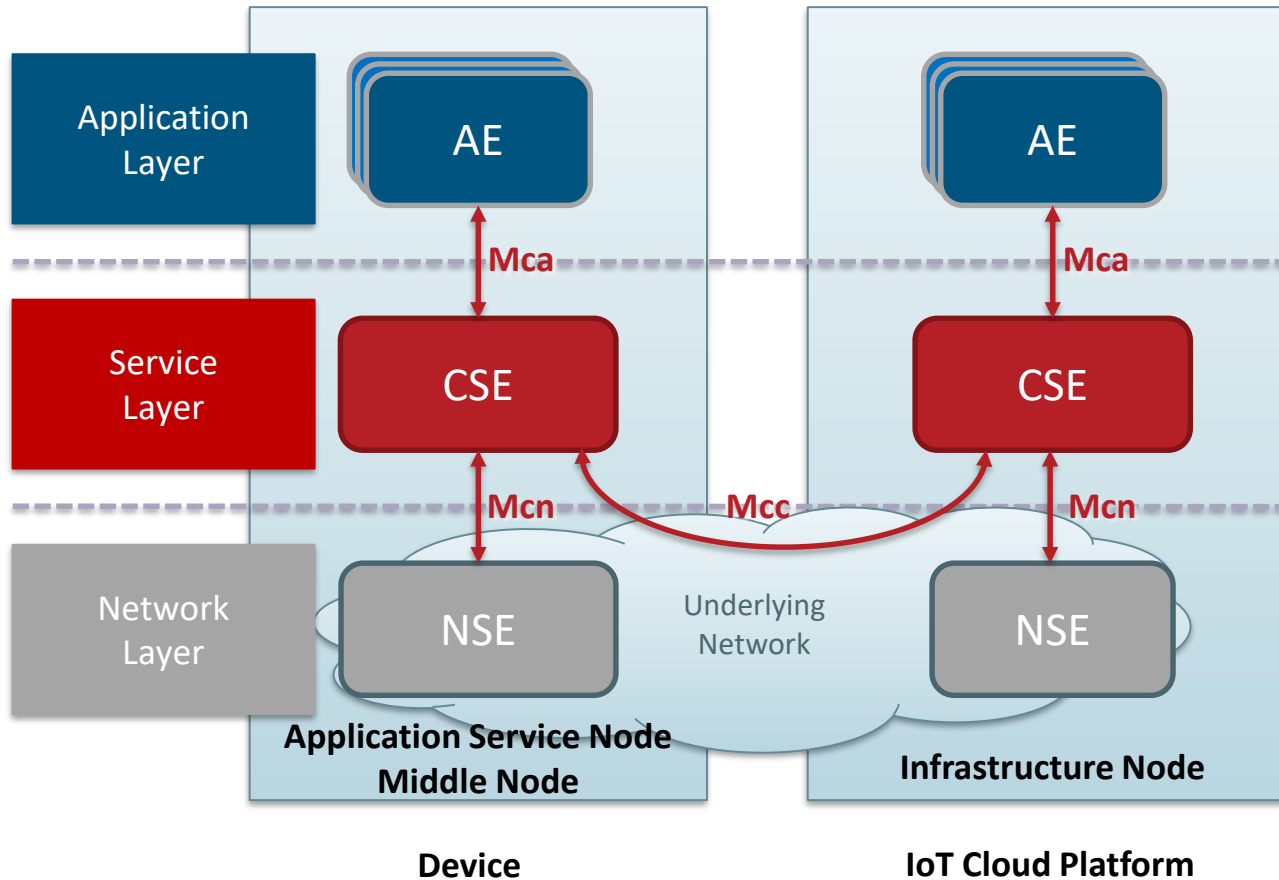
- + SDT 4.0 and the Information Models for Multiple Domains
- + oneM2M Conformance Tests
- + Geo Query
- + Process Management
- + Message Primitive Profiles
- + Semantic Reasoning
- + Time Management
- + Enhanced 3GPP Interworking
  - Session QoS
  - Congestion Monitoring
- + Fog/Edge Computing
  - Software Campaigning
  - Resource Synchronization
- + Service Subscriber Management
- + Security Enhancements
- + Group Anycast/Somecast
- + Modbus Interworking
- + Discovery Based Operations
- + Semantic Ontology Mapping

2021

# Basic Architecture

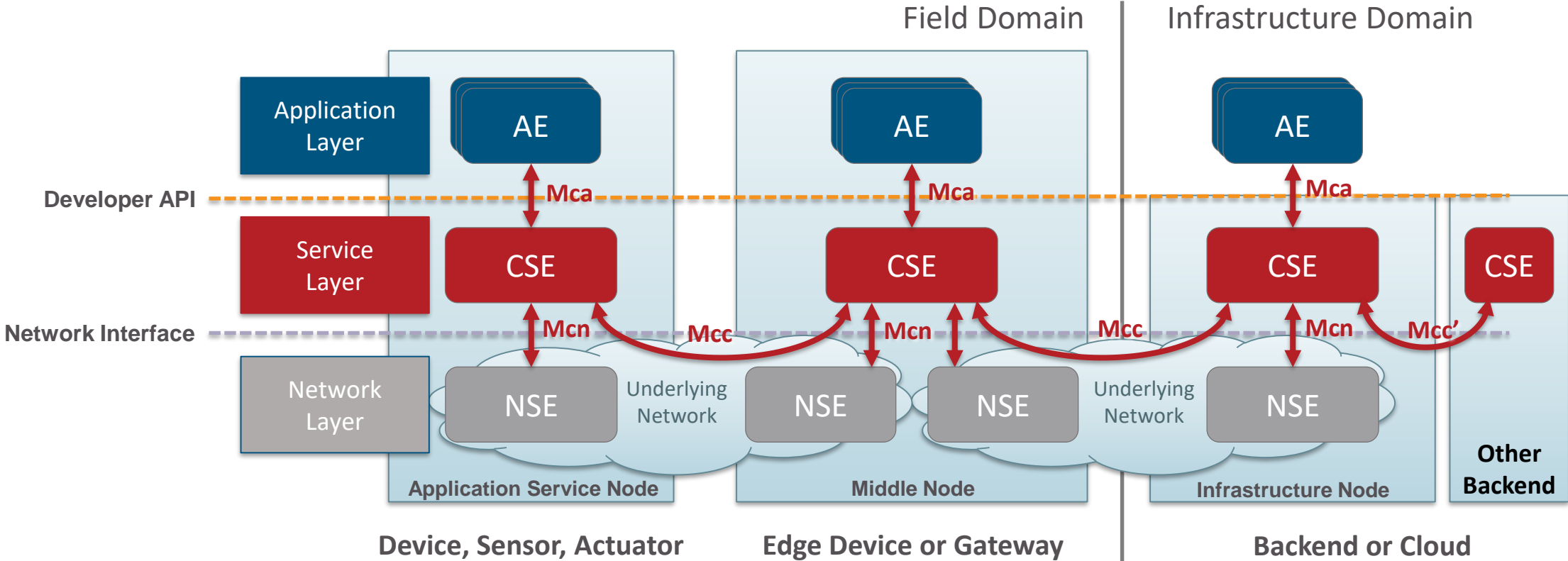
- TS-0001 Functional Architecture

# Basic Architecture



- **Application Entity (AE)**  
Provides application logic for the end-to-end M2M solutions
- **Common Services Entity (CSE)**  
Provides the set of "service functions" common to the M2M environments
- **Network Services Entity (NSE)**  
Provides connectivity services to the CSEs besides the pure data transport
- **Node**  
Logical equivalent of a physical (or possibly virtualized) device
- **Reference Point – RESTful APIs**  
One or more interfaces -
  - Mca: CSE - AE
  - Mcn: CSE - NSE
  - Mcc: CSE – CSE; Mcc' (between 2 service providers)

# A bit more elaborate

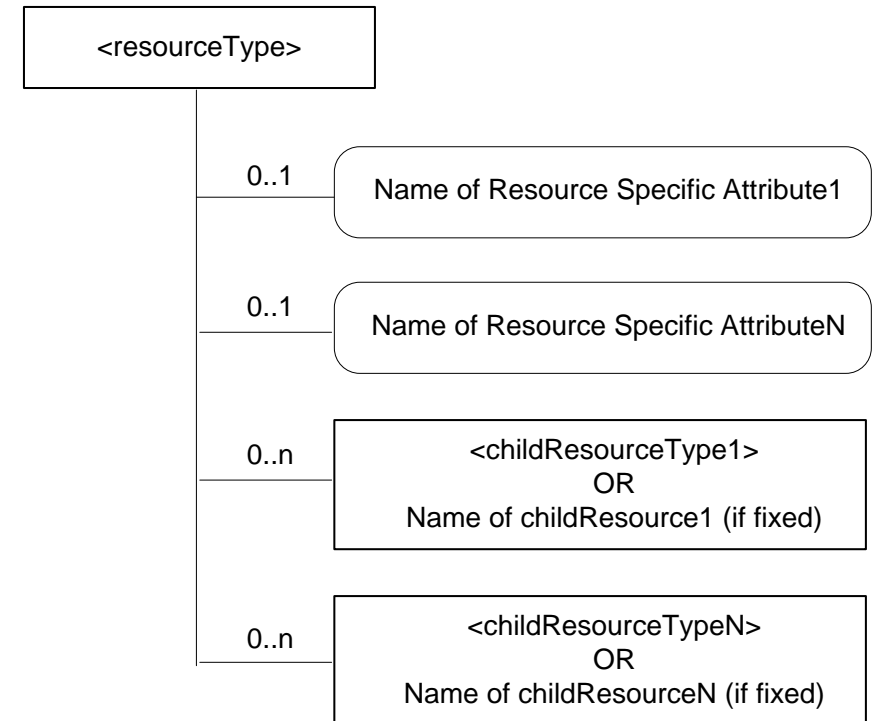


Entities AE (Application Entity), CSE (Common Services Entity) and NSE (Network Services Entity)

Reference Point One or more interfaces - Mca, Mcn, Mcc and Mcc'

# oneM2M is Resource Oriented

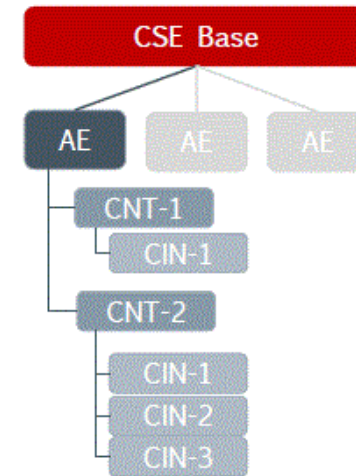
- All entities in the oneM2M System, such as AEs, CSEs, data, etc. are represented as resources.
- A resource structure is specified as a representation of such resources.
- Resources are uniquely addressable. The root of the resource structure in a CSE shall be assigned an absolute address.
- Resources have a type
- Resources are formally defined in XSD.



- Square boxes are used for the resources.
- Square boxes with round corners are used for attributes.

# RESTful Architecture Style

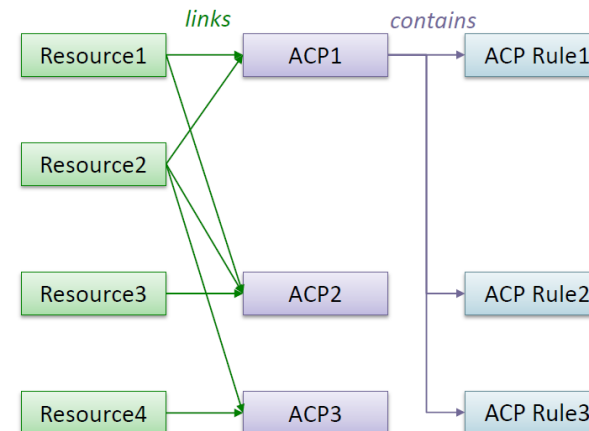
- oneM2M is based on a RESTful architecture
  - API is based on requests to perform an operation on a resource
  - Operations are Create, Retrieve, Update, Delete



## Basic Resources

- Common Service Entity (*CSE*)
- Application Entity (*AE*)
- Container (*CNT*)
- Content Instance (*CIN*)
- ...

- oneM2M Service Layer supports **configurable access control policies** that define clear rules dictating, for each resource
  - WHO is authorized to access,
  - WHAT operations are allowed, and under
  - WHICH conditions (e.g. time, location of entity)



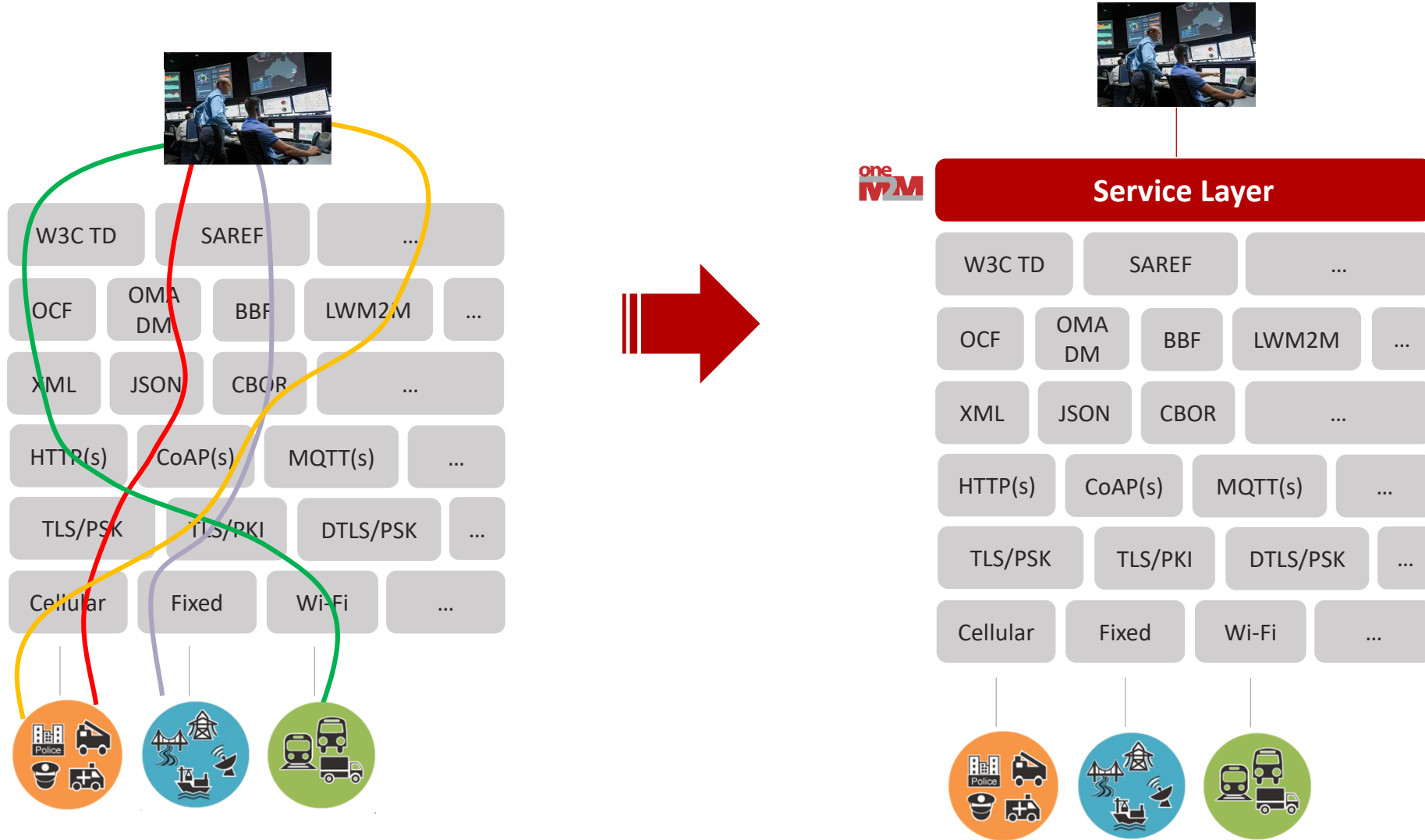
Resource access is authorized based upon satisfying at least one Access Control Policy (ACP) rule in one of the linked ACPs



# Abstraction and Interworking

- TS-0003 Security Solutions
- TS-0004 Service Layer Core Protocol
- TS-0008 CoAP Protocol Binding
- TS-0009 HTTP Protocol Binding
- TS-0010-MQTT protocol binding
- TS-0020 WebSocket Protocol Binding
- TS-0016 Secure Environment Abstraction
- TS-0026 3GPP Interworking
- TS-0032 MAF and MEF Interface Specification
- TS-0005 Management Enablement (OMA)
- TS-0006 Management Enablement (BBF)
- TS-0014 LWM2M Interworking
- TS-0023 Home Appliances Information Model and Mapping
- TS-0024 OCF Interworking
- TS-0035 OSGi interworking
- TS-0040 Modbus Interworking
- TS-0030 Ontology based Interworking
- TS-0034 Semantics Support
- TS-0033 Interworking Framework

# How does oneM2M enable interworking?

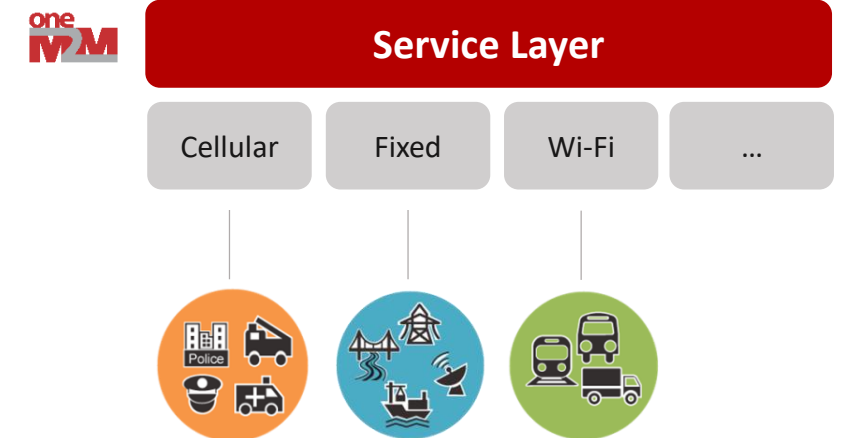


# Underlying Network Connectivity Abstraction

TS-0026 3GPP Interworking



- oneM2M interworks with underlying network technologies to help manage network connectivity and communication to IoT devices on behalf of the apps
  - Scheduling and buffering of messages based on device reachability
  - Selection of underlying network connectivity options for device communication
  - Triggering of devices to establish a network connection based on when apps need to communicate with devices
  - QoS configuration based on app's needs

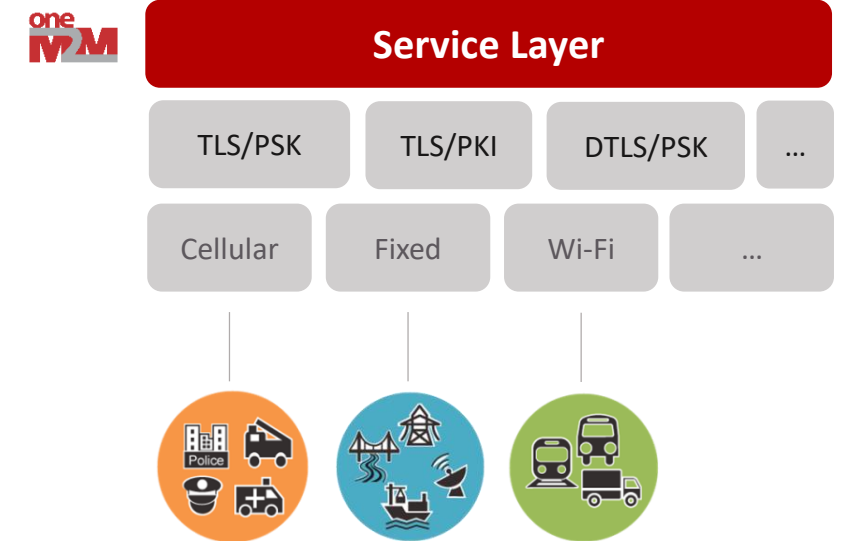


\* oneM2M is closely working with 3GPP on interworking via 3GPP defined SCEF API

# IoT Device Security Abstraction



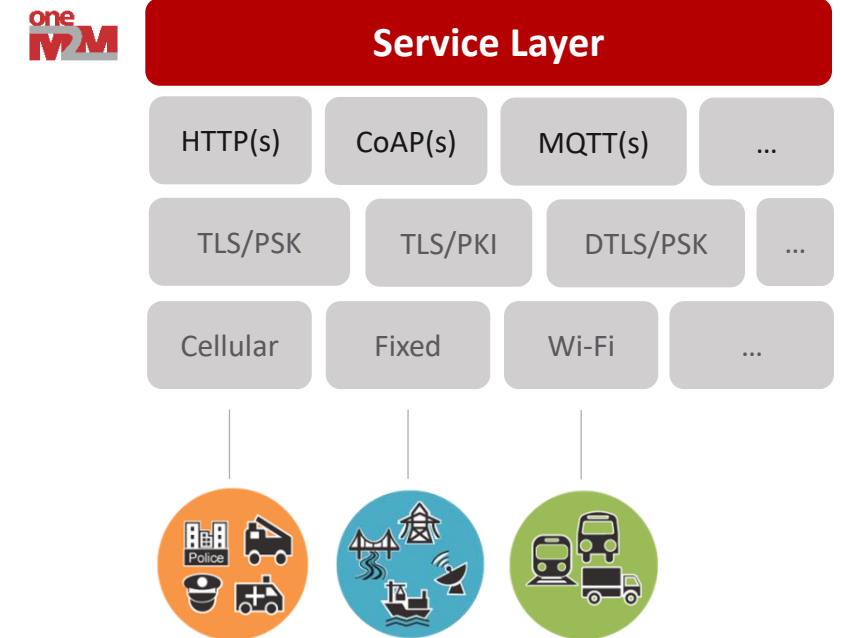
- oneM2M hides the different security frameworks of each IoT device technology from the App Developer.
- A Developer's app can establish a security association with the oneM2M service layer and via this security association, communicate securely with IoT devices
- The oneM2M service layer establishes and manages the security association with each of the IoT devices on behalf of the app
  - Enrolment, credential bootstrap/management, authentication, integrity, privacy, and authorization network connectivity of the devices from the app developer.



# Transport Protocol Abstraction



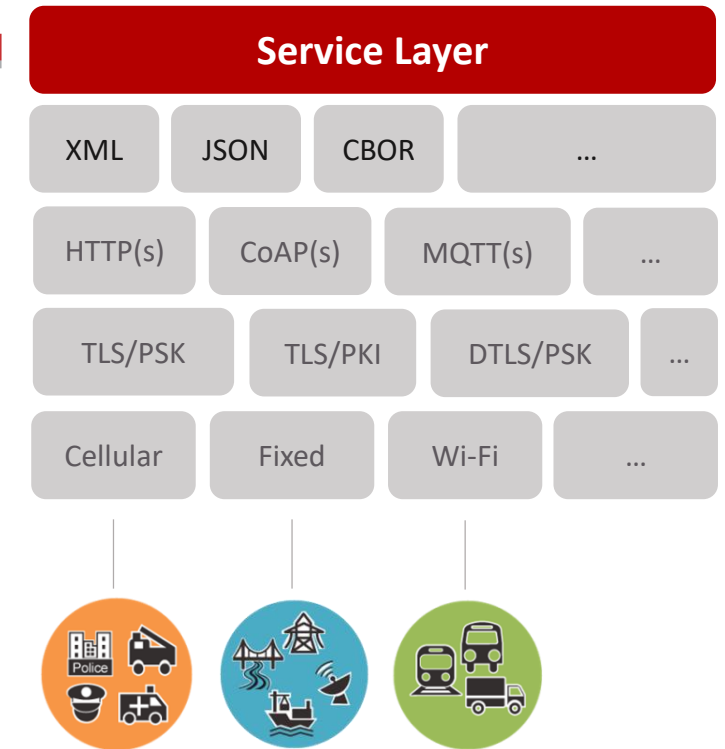
- oneM2M hides the different transport protocols used by different devices from the App Developer.
- Applications can use different transport protocols than the one or more different devices they choose to communicate with
  - E.g. HTTP(s), CoAP(s), MQTT(s), WebSockets
- oneM2M will handle converting the transport protocol so the App Developer does not need to



# Content Serialization Abstraction



- oneM2M hides the different content serializations used by the devices from the App Developer.
- Applications can use different types of content serialization formats than the one or more devices they choose to communicate with
  - E.g. XML, JSON, CBOR, Plain-Text
- oneM2M will convert the content serialization format so the App Developer does not have to



# IoT Data Model Abstraction

TS-0005 Management Enablement (OMA)

TS-0006 Management Enablement (BBF)

TS-0014 LWM2M Interworking

TS-0023 Home Appliances Information Model and Mapping

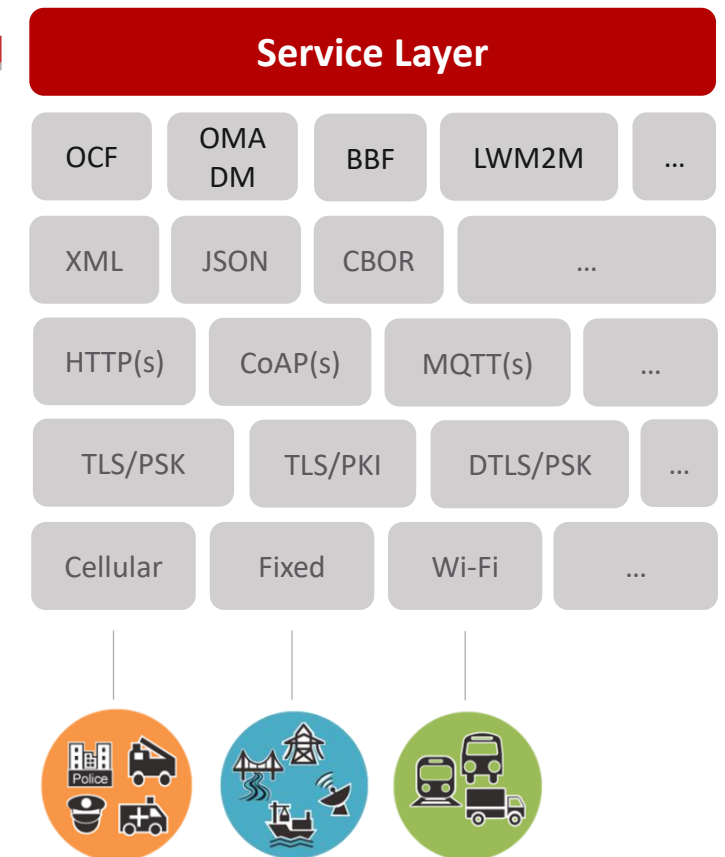
TS-0024 OCF Interworking

TS-0035 OSGi interworking

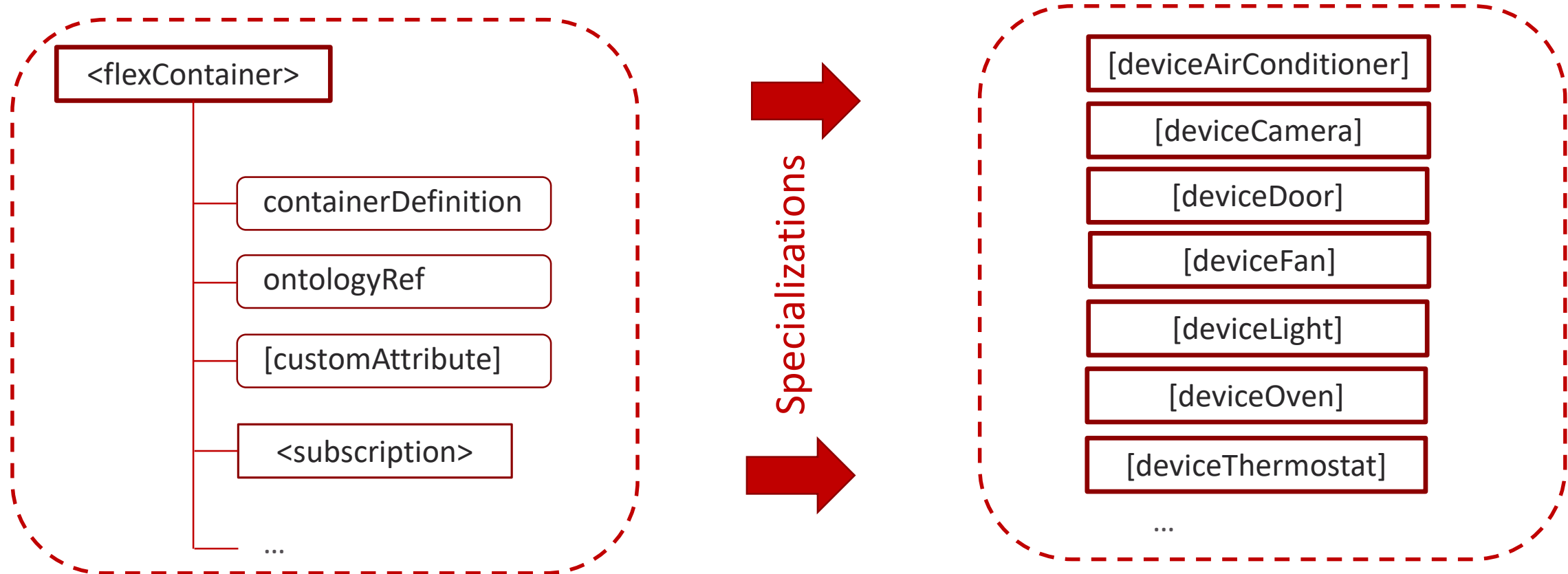
TS-0040 Modbus Interworking



- oneM2M interworks different IoT device data models with one another
  - E.g. OCF, LWM2M, ...
  - All devices are presented to the App via oneM2M API
  - Via standardized oneM2M API, App developers can use device services and manage devices
- Once the data model is abstracted into oneM2M, App Developers can access all devices in a common manner and make use of oneM2M value-add capabilities such as
  - Resource Discovery
  - Generating Events via subscriptions and notifications
  - Grouping
  - Access Controls

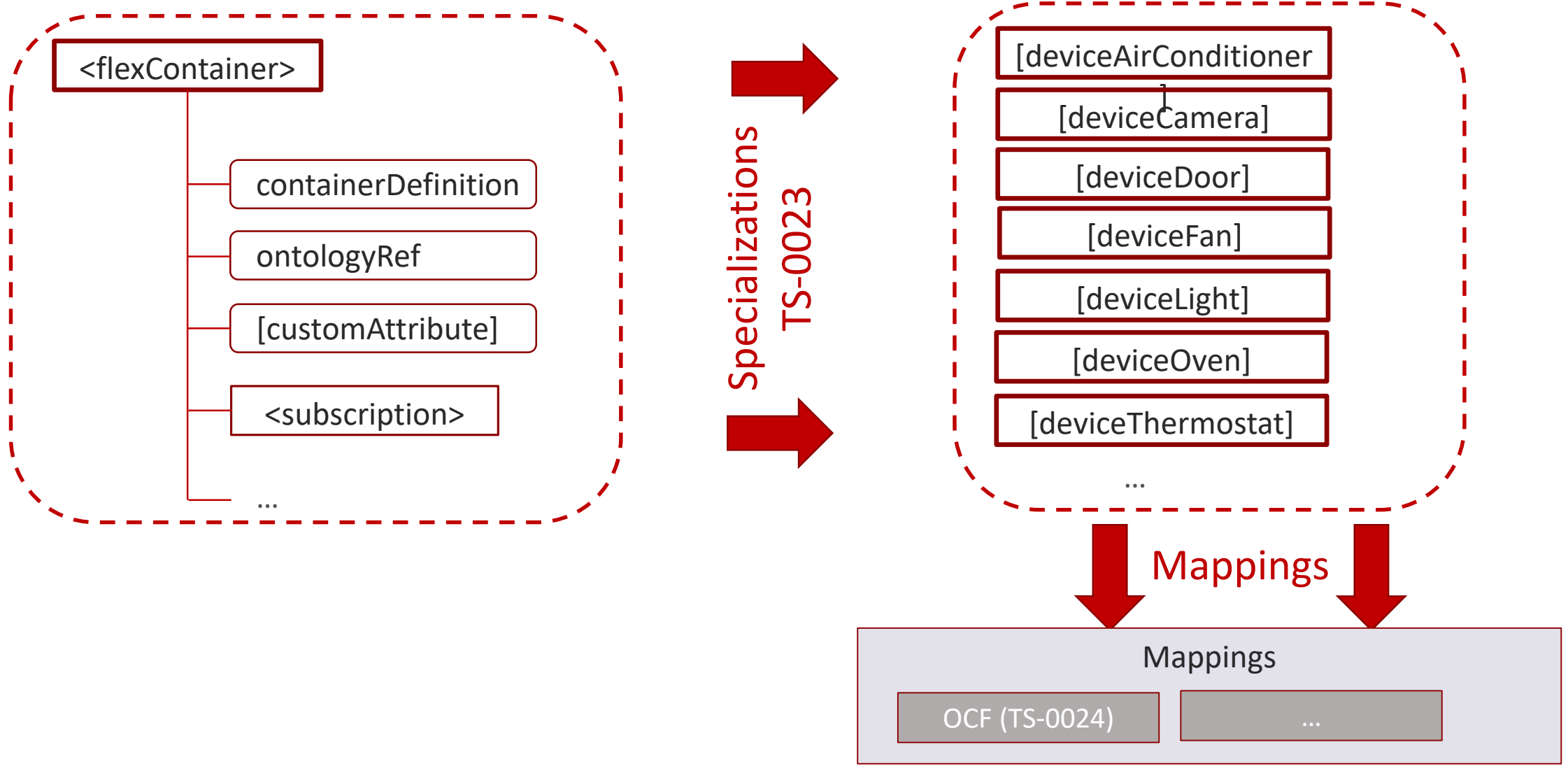


# oneM2M Abstracted Interworking Information Model





# Mapping non-oneM2M Information Models to oneM2M



# IoT Semantics Abstraction

TS-0030 Ontology based Interworking  
TS-0034 Semantics Support

- oneM2M supports a semantic framework and a oneM2M base ontology
- This framework supports interworking different semantic ontologies together
  - Ontologies defined by other organizations can be interworked with the oneM2M base ontology
- Once interworked, the framework enables semantic ontology abstraction
  - Semantic descriptions expressed in terms of other ontologies can be interworked to oneM2M's Base Ontology to provide abstraction at the semantics level



# oneM2M Interworking Architecture



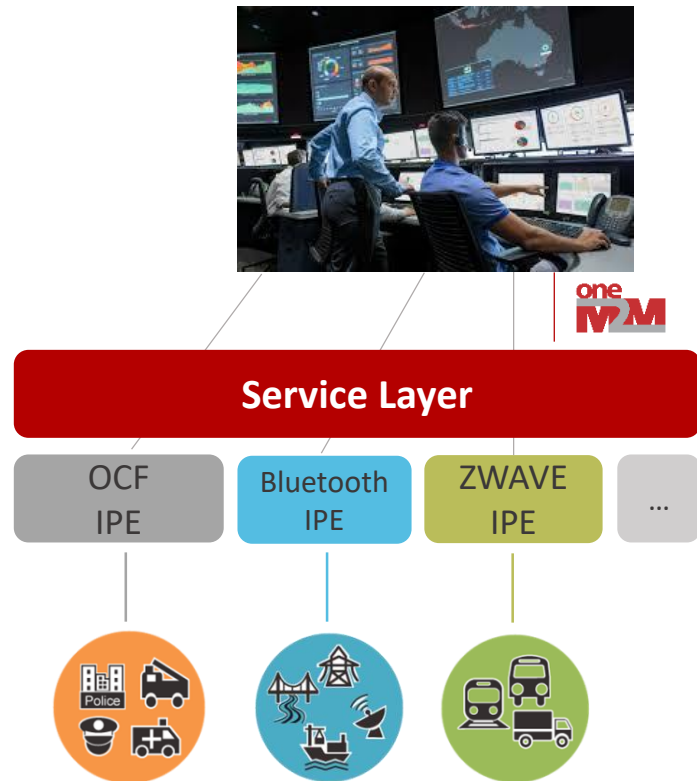
Service Layer

OCF  
IPE



- oneM2M defines an Interworking Proxy Entity (IPE) for interworking different IoT device technologies (e.g. OCF, ...) to the oneM2M service layer
  - IPE functions as an adapter that translates non-oneM2M protocols and data models to oneM2M
    - E.g. OCF  $\leftrightarrow$  oneM2M translation

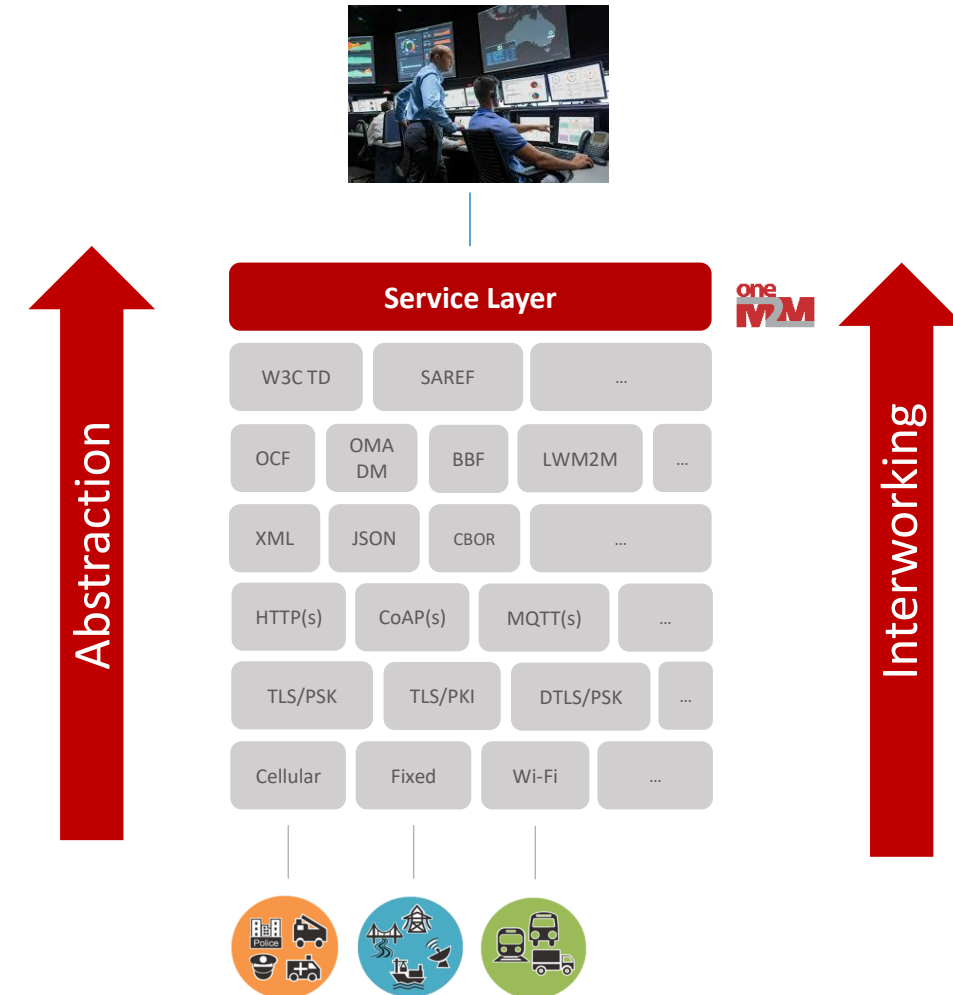
# oneM2M Interworking Architecture



- oneM2M interworking framework can simultaneously interwork different IoT device technologies with one another
  - E.g. OCF, ZWAVE, Bluetooth, ZigBee, ...
- oneM2M provides an abstracted & simplified API for applications to communicate with devices
  - All devices are represented as oneM2M devices regardless of the technology they use
  - Via standardized oneM2M API, App developers can manage devices in a simpler and uniform manner
- Once abstracted into oneM2M, App Developers can sense/control all IoT devices in a common and uniform manner
  - Turn switch on/off, sample sensor reading, etc.

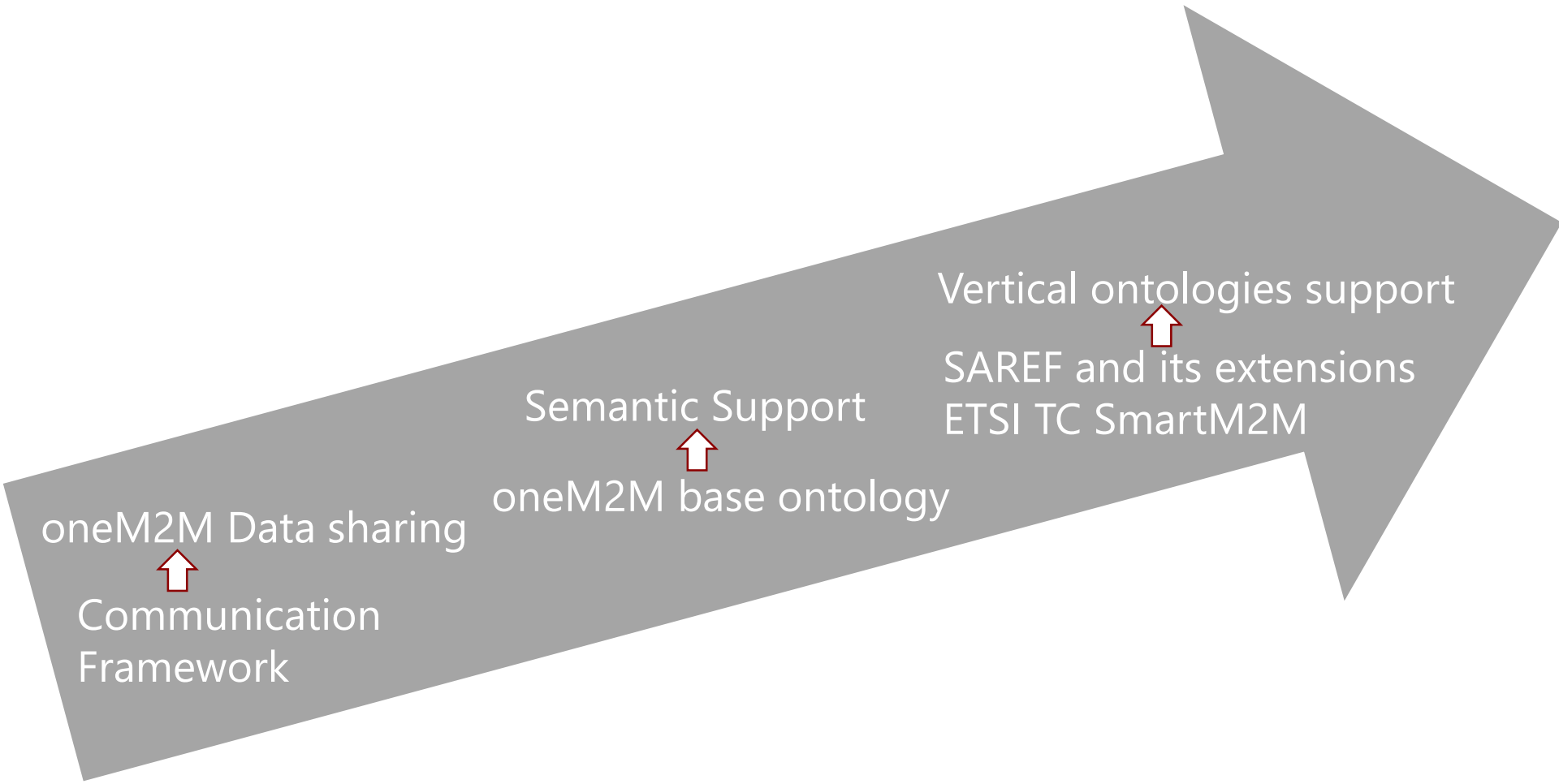
# Takeaways

- Many IoT deployments can have **diverse types of IoT sub-systems and platforms** that require interworking devices, apps and data all to one another
- **oneM2M interworking and abstraction capabilities**, are able to hide the complexity of interworking from IoT app developers
- oneM2M is able to help **future proof IoT deployments** by enabling different types of brownfield and greenfield technologies to more seamlessly be deployed together
- oneM2M is a standard and **mitigates vendor lock-in**



# Work on Semantic

- TS-0012 Base Ontology
- TS-0030 Ontology Based Interworking

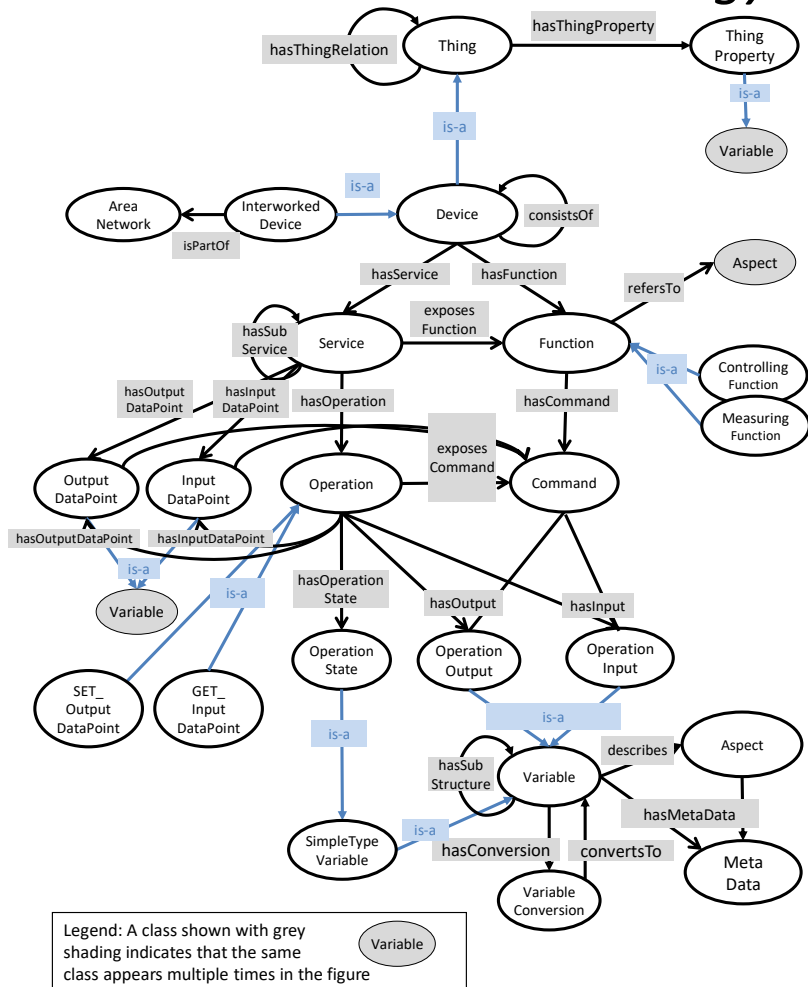


Connecting  
the un-connected

Share information  
across domains

# The oneM2M Base Ontology

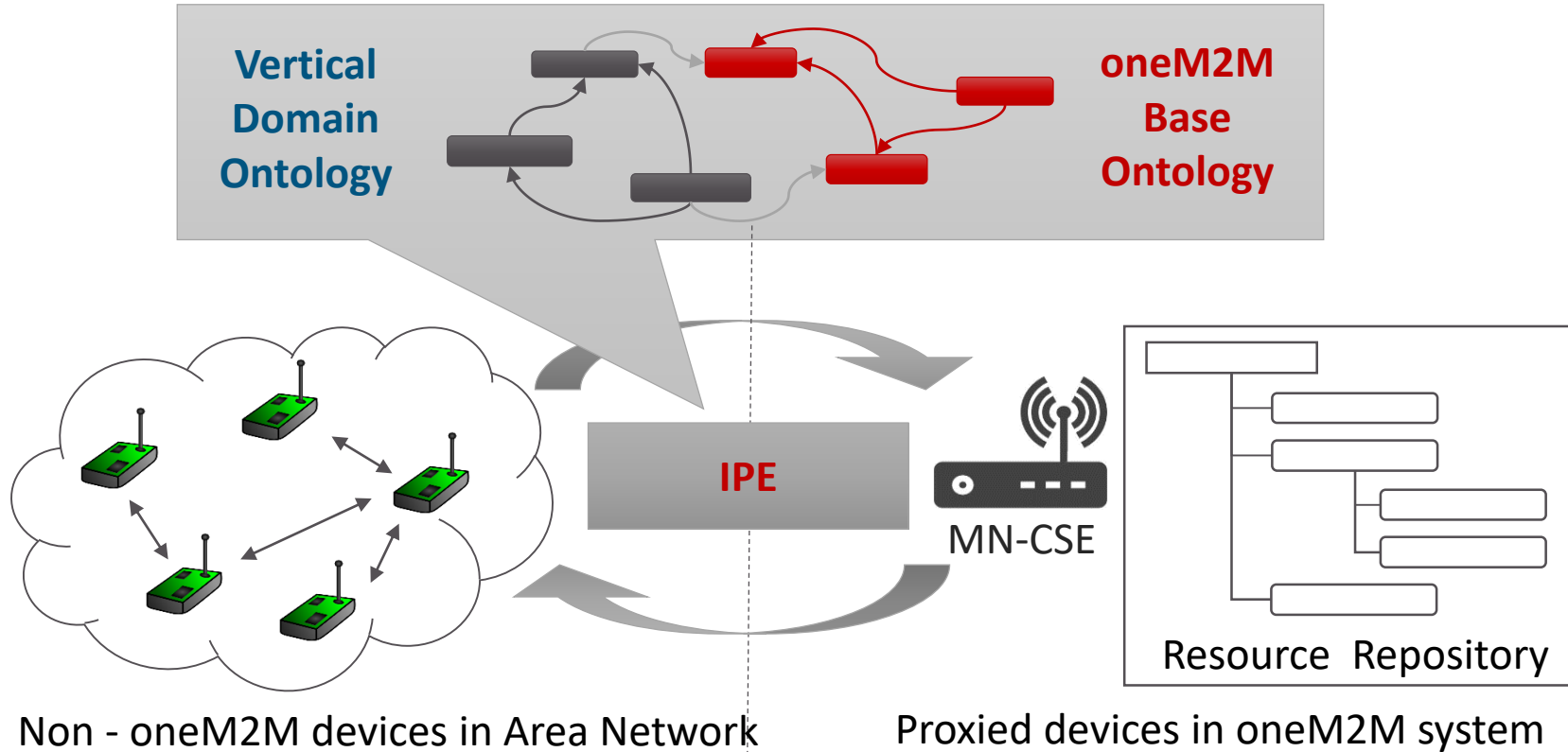
## The oneM2M Base Ontology



- oneM2M allows to **annotate** application specific resources (IoT data) with semantic description.
  - Uses a specialized resource type *<semanticDescriptor>*
  - Can contain proprietary semantics or
  - Semantics according to a published ontology
- The oneM2M **base ontology** is a top-level ontology that allows to create sub-classes (or equivalence classes) for application-level ontologies
  - Aligned to Smart App Reference Ontology (SAREF)
- Ontologies can be used in oneM2M to describe the application specific data model of an external system for the purpose of interworking.
  - oneM2M **Generic Interworking** uses such an ontology to enable interworking of oneM2M entities with devices of the external system

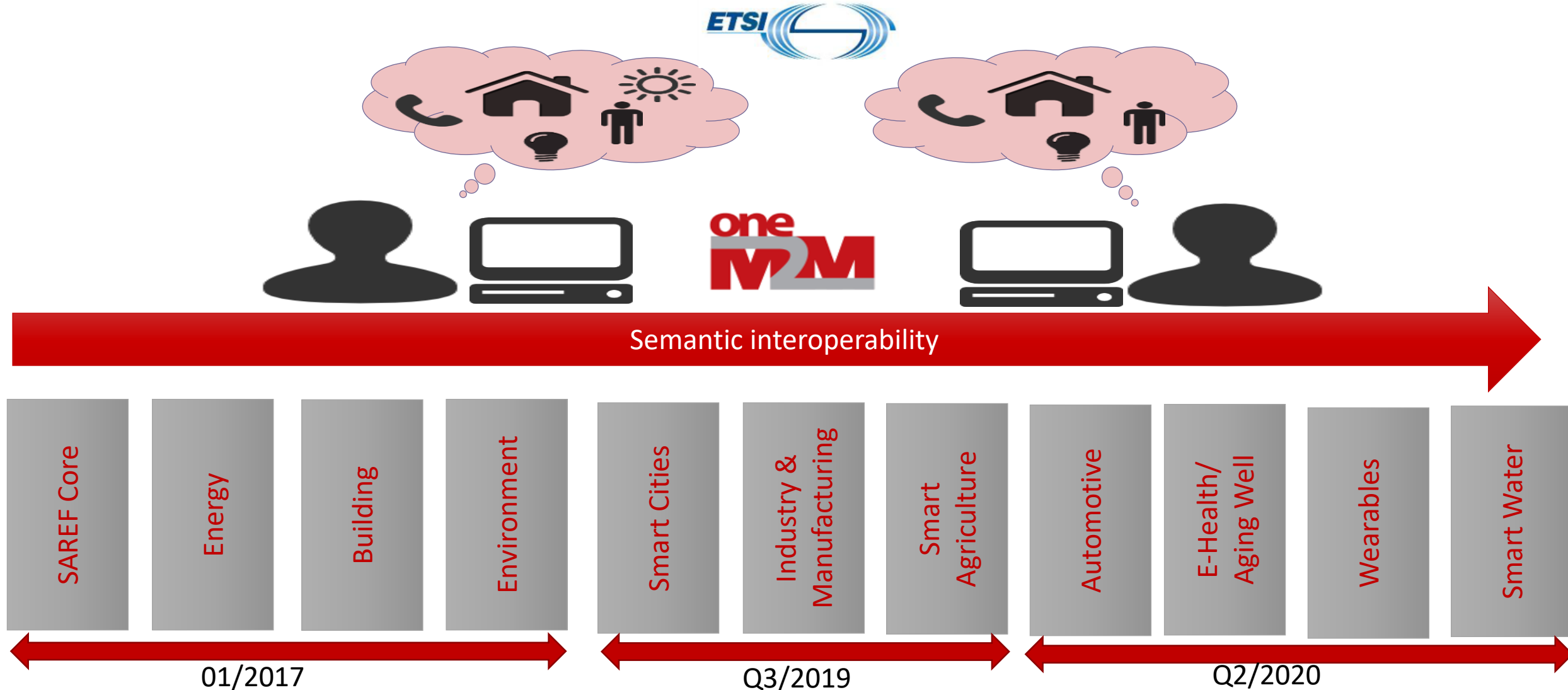


# Generic interworking



- Non-oneM2M devices are described using the oneM2M base ontology + domain specific extensions.
- The Interworking Proxy Entity (IPE) translates the ontology instance to resources in the CSE based on pre-defined instantiation rules.

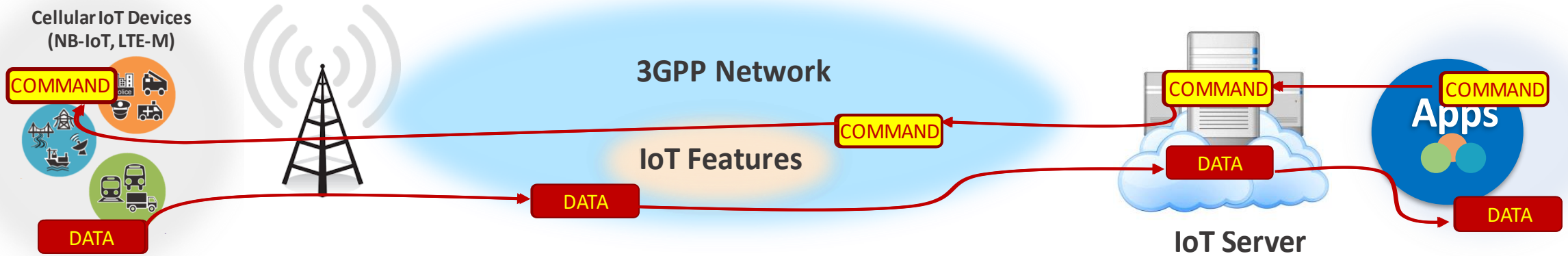
# SAREF and its extensions



# 3GPP Interworking

- TS-0026 3GPP Interworking
- TR-0057 Getting Started with oneM2M

# Typical Cellular IoT Deployment



- Use of 3GPP IoT features requires **low-level knowledge** of 3GPP and a business relationship with operator (E.g. Configuration of IoT device sleep times requires intimate knowledge of 3GPP Power Savings Mode (PSM) or extended Idle Mode DRX (eDRX))
- This presents a **high barrier of use and adoption** by typical IoT device manufacturers and app developers
- If devices and apps do not properly use these features, **cellular IoT deployments are destined to fail**
- Inefficient use of network resources => **higher costs and less scalability for operators**
- Shortened battery life of devices => **inability to deploy cellular IoT devices in many IoT use cases**
- Security threats to the network => **network, devices and application security will be compromised**

# oneM2M - 3GPP Interworking using SCEF / NEF

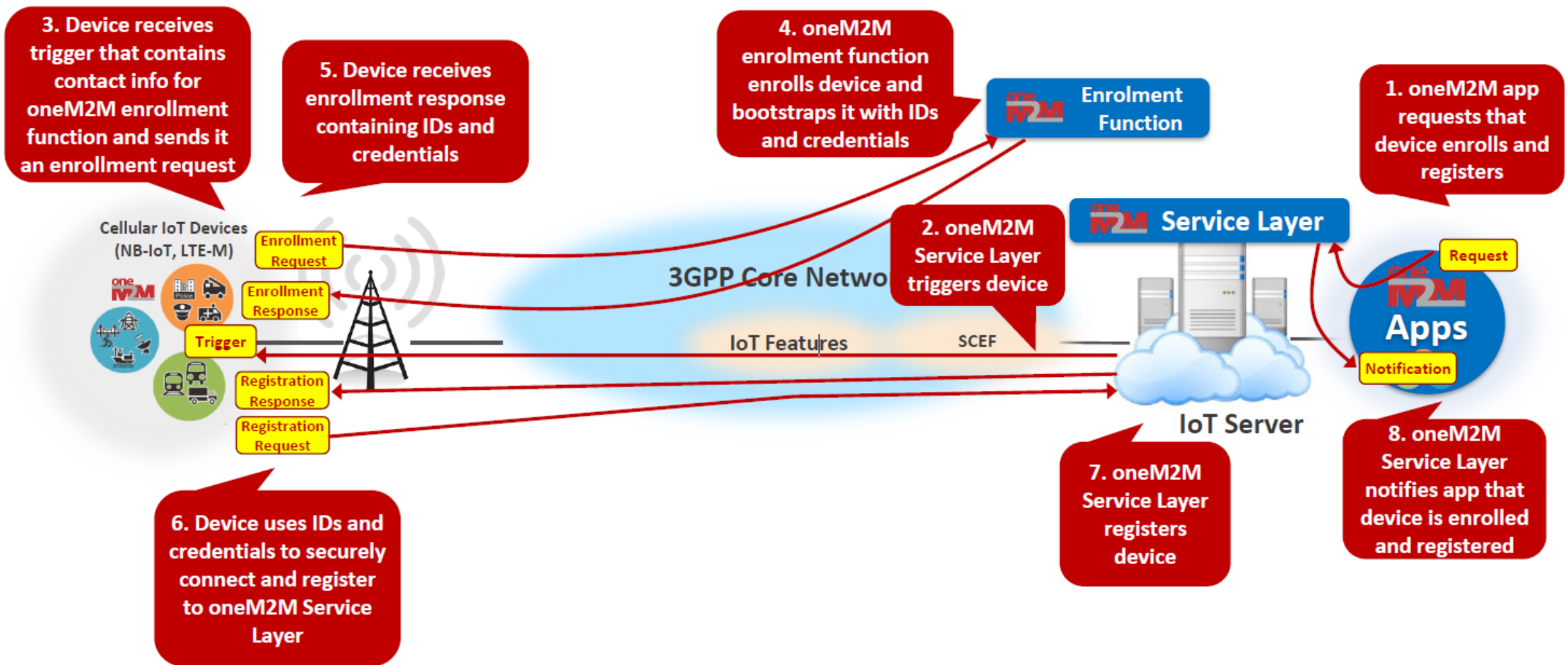


- oneM2M Rel-3 is the first IoT service layer standard to interwork with 3GPP IoT features
- oneM2M provides a complimentary set of value-add services that interwork with 3GPP IoT features
- oneM2M eases the use and adoption of 3GPP IoT features by IoT devices and apps
- oneM2M can be deployed internal or external to an operator's network
- Enables an operator to move up the value-chain and offer additional value-add IoT services

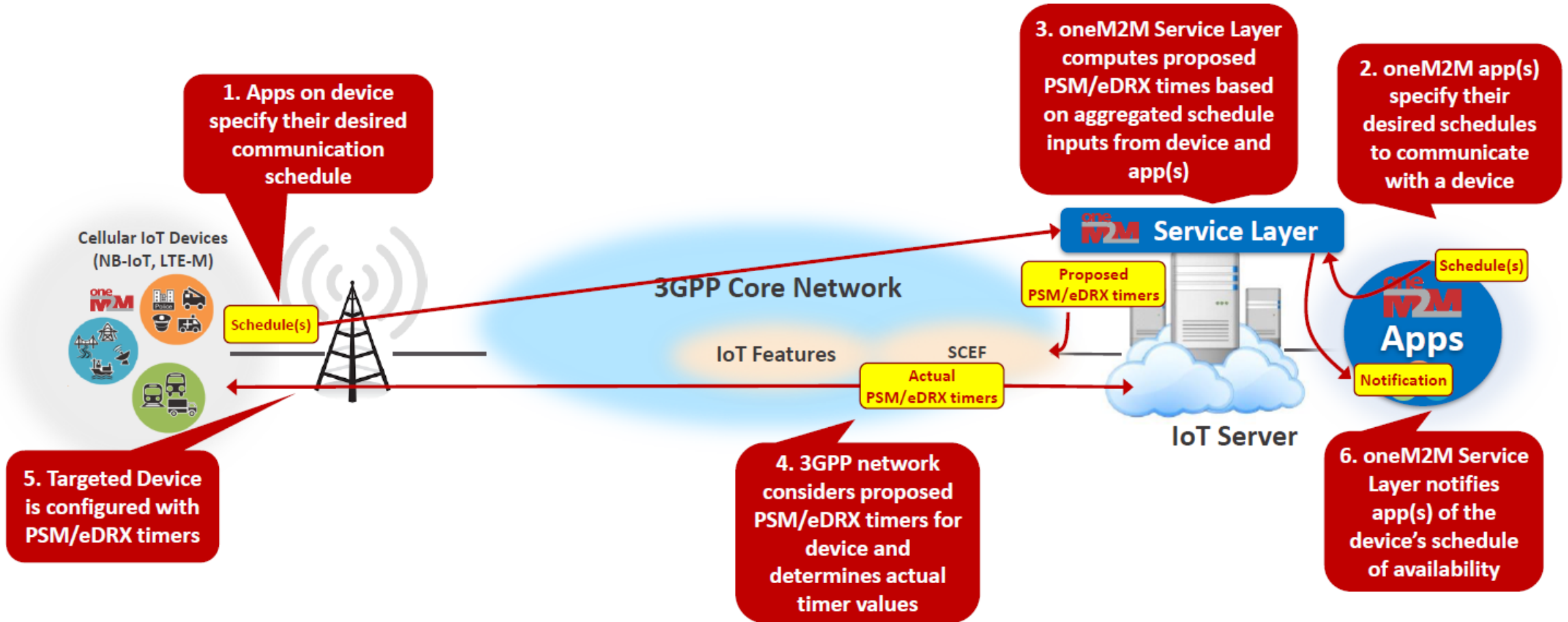
# Some Examples of oneM2M Cellular IoT Value-add Services

- IoT Device Enrollment
- IoT Device Sleep Schedule Management
- IoT Device Location Tracking
- IoT Device Message Delivery Handling
- Network Congestion Control
- Non-IP Data Delivery (NIDD)
- IoT Device Tampering Detection
- Management of Groups of IoT Devices
- IoT Roaming Device Services

# IoT Device Service Enrollment

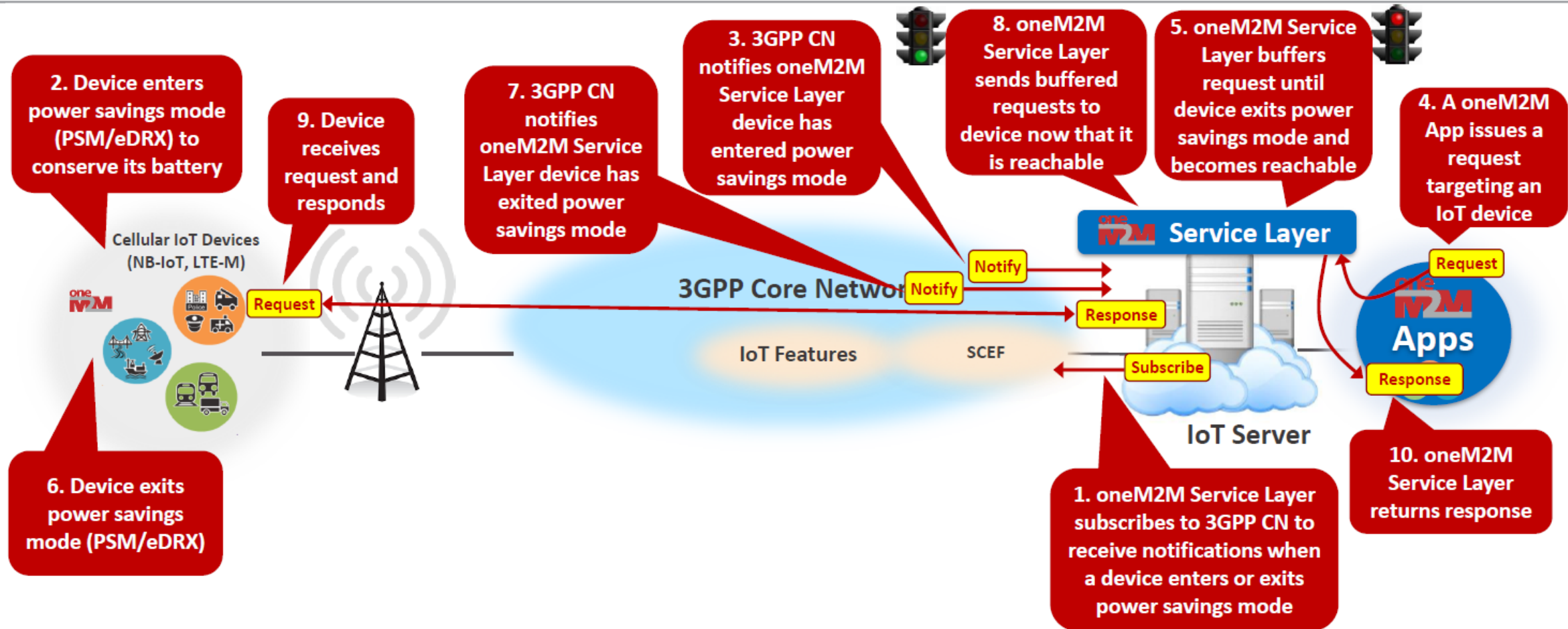


# IoT Device Sleep Schedule Management

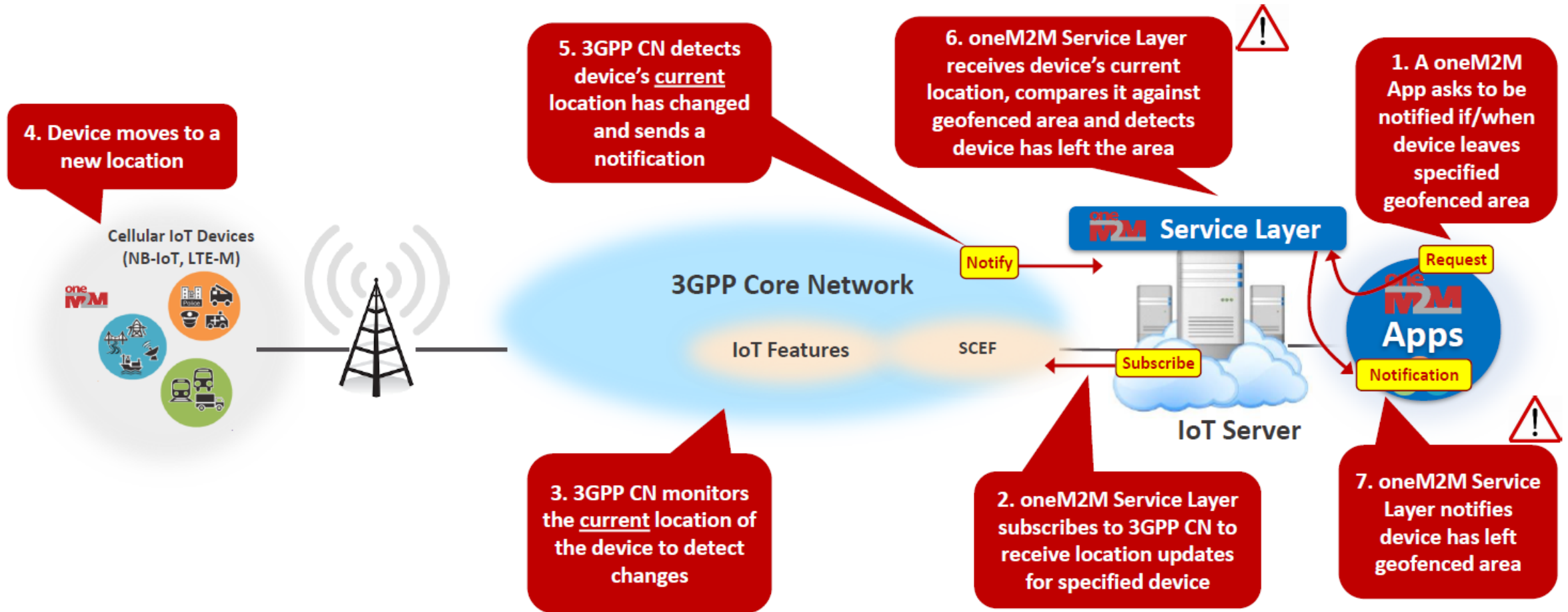




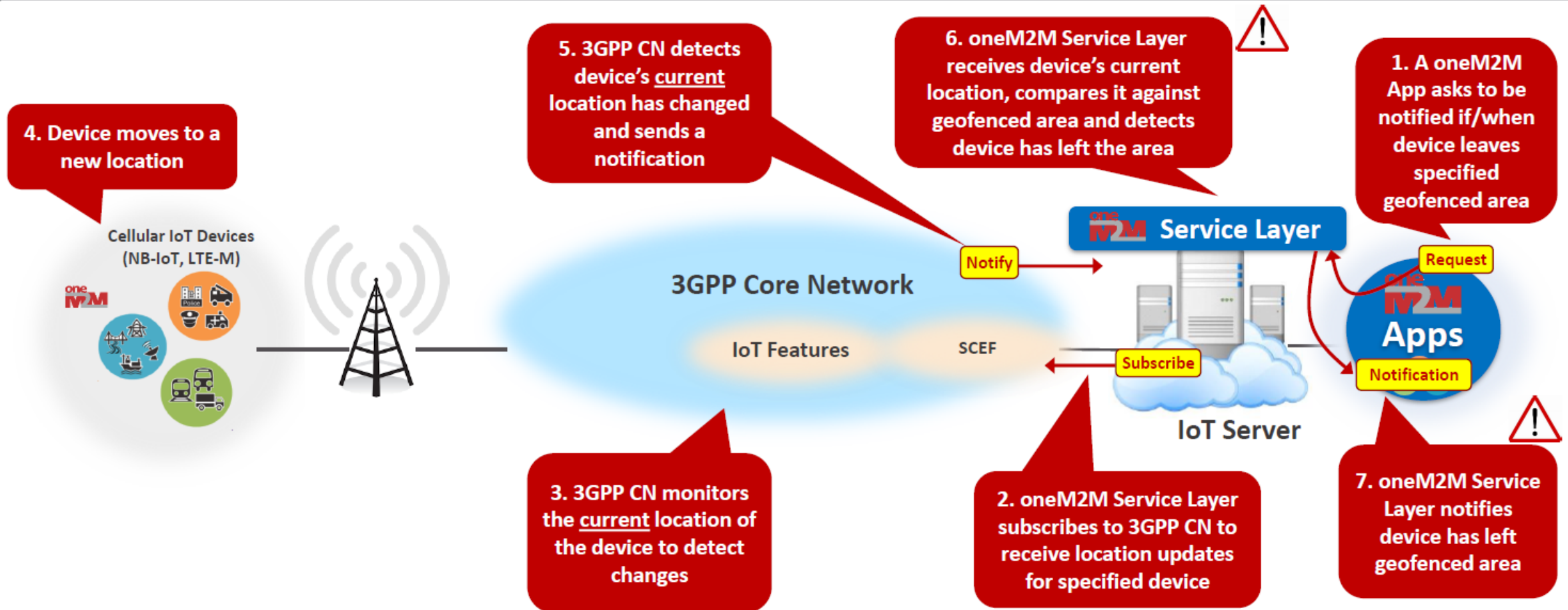
# IoT Device Message Delivery Handling



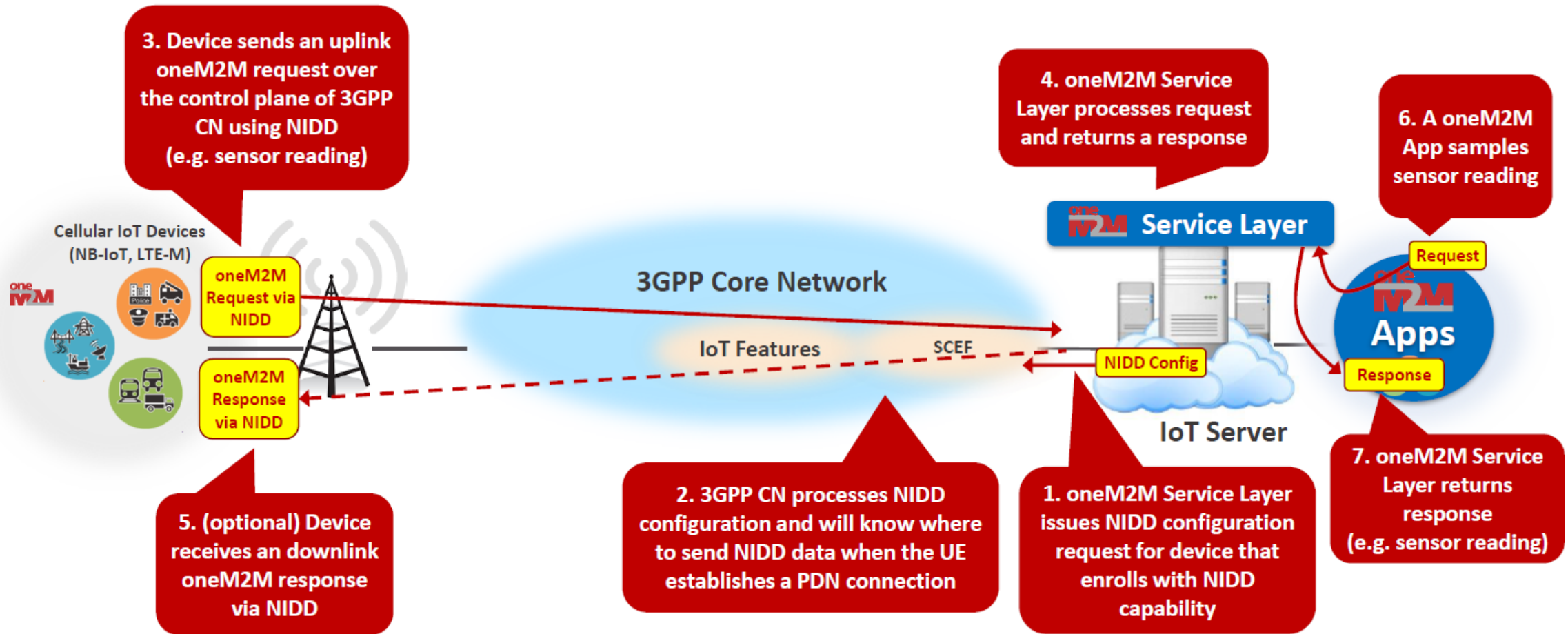
# IoT Device Location Tracking



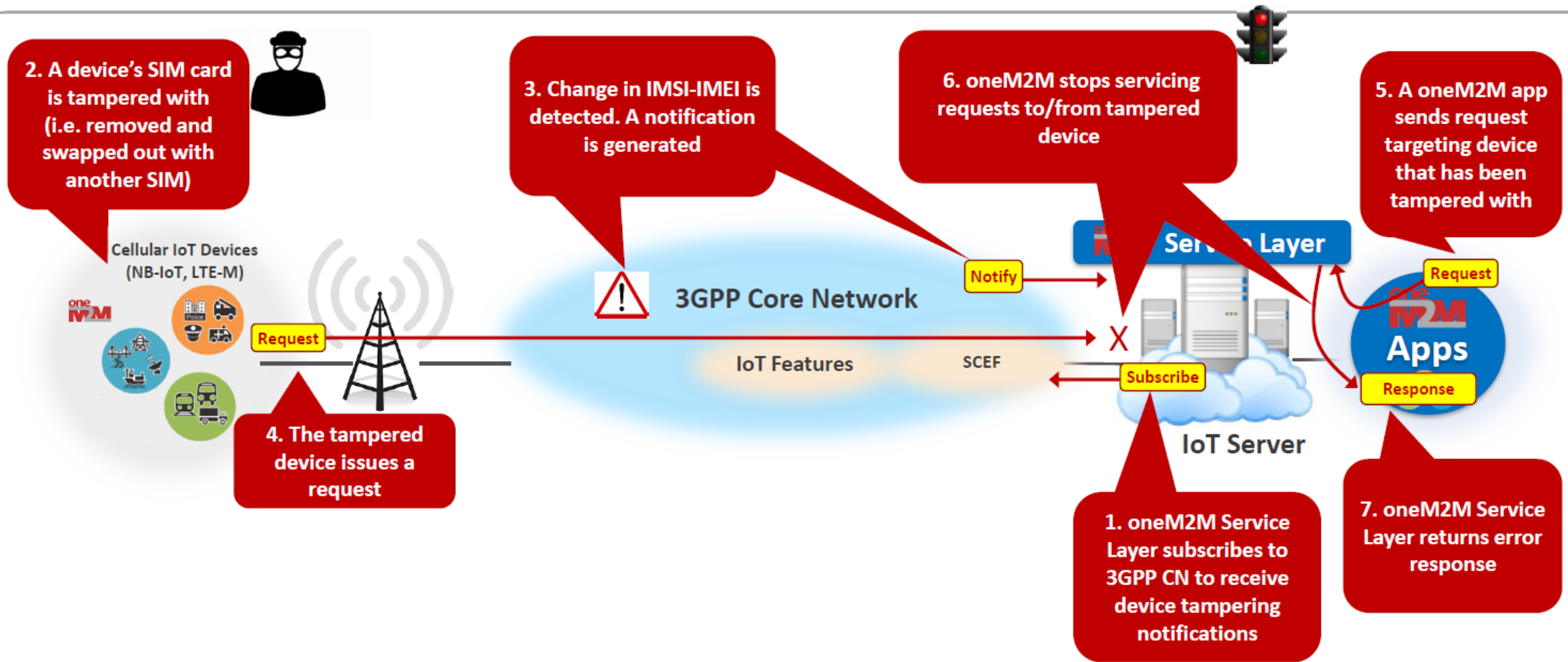
# 3GPP Network Congestion Control



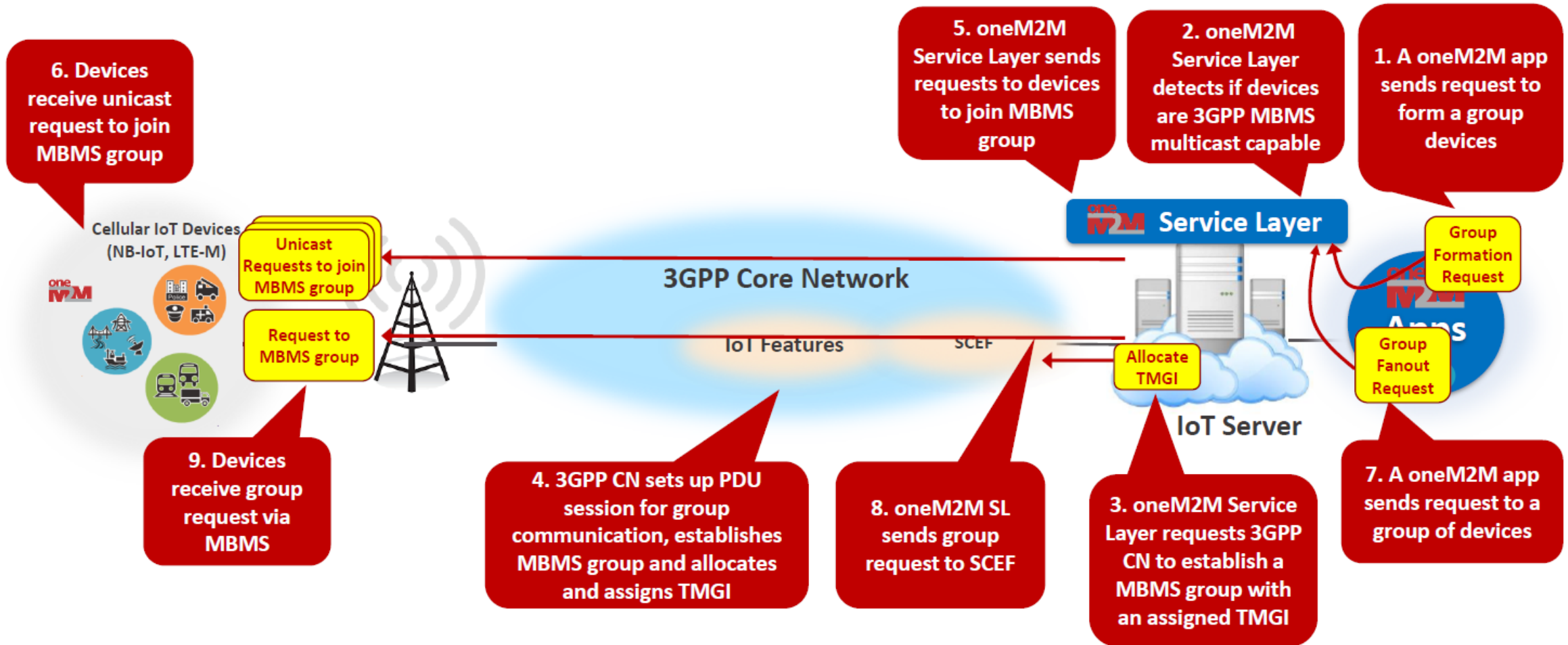
# Non-IP Data Delivery (NIDD)



# IoT Device Tampering Detection



# Management of Groups of IoT Devices



# oneM2M - 3GPP Interworking Summary

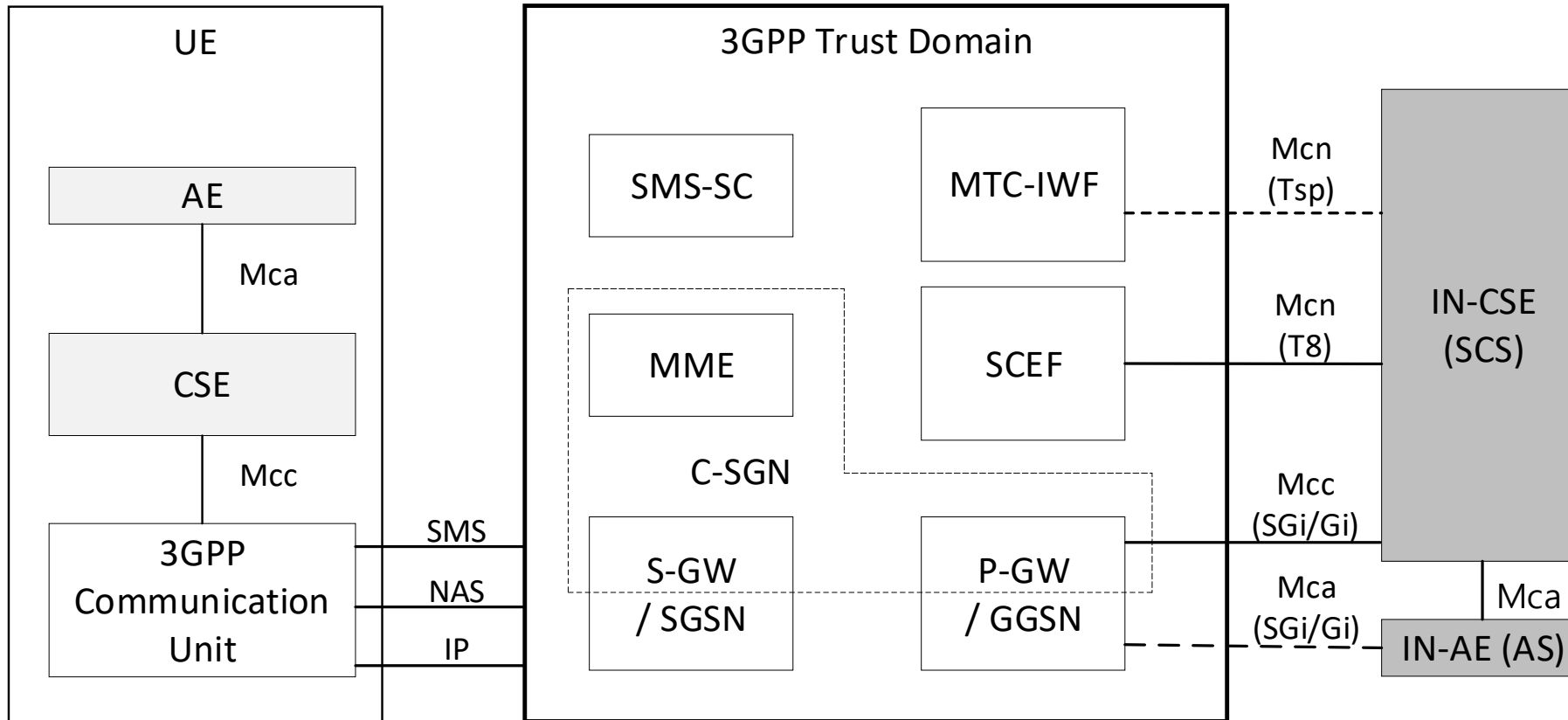


## oneM2M supports interworking to underlying 3GPP network services:

- Sending/Receiving request to/from UE over 3GPP control plane (Non-IP Data Delivery NIDD) rather than data plane
- Configuration of UE's Power Savings Mode or extended Idle Mode DRX (PSM/eDRX) parameters based on App requirements
- Scheduling and buffering of messages based on UE's reachability and/or App's background data policies
- Triggering of UE to establish a network connection and/or register or enrol based on App requirements
- Configuration of network QoS parameters based on App requirements
- Querying of UE location and making it available to Apps
- Receiving notifications when the network is congested and scheduling messages to UE accordingly
- Receiving notifications when UE has been tampered with and disabling communication with UE

# 3GPP Interworking

## Architecture and functional mapping for the 3GPP Trust Domain

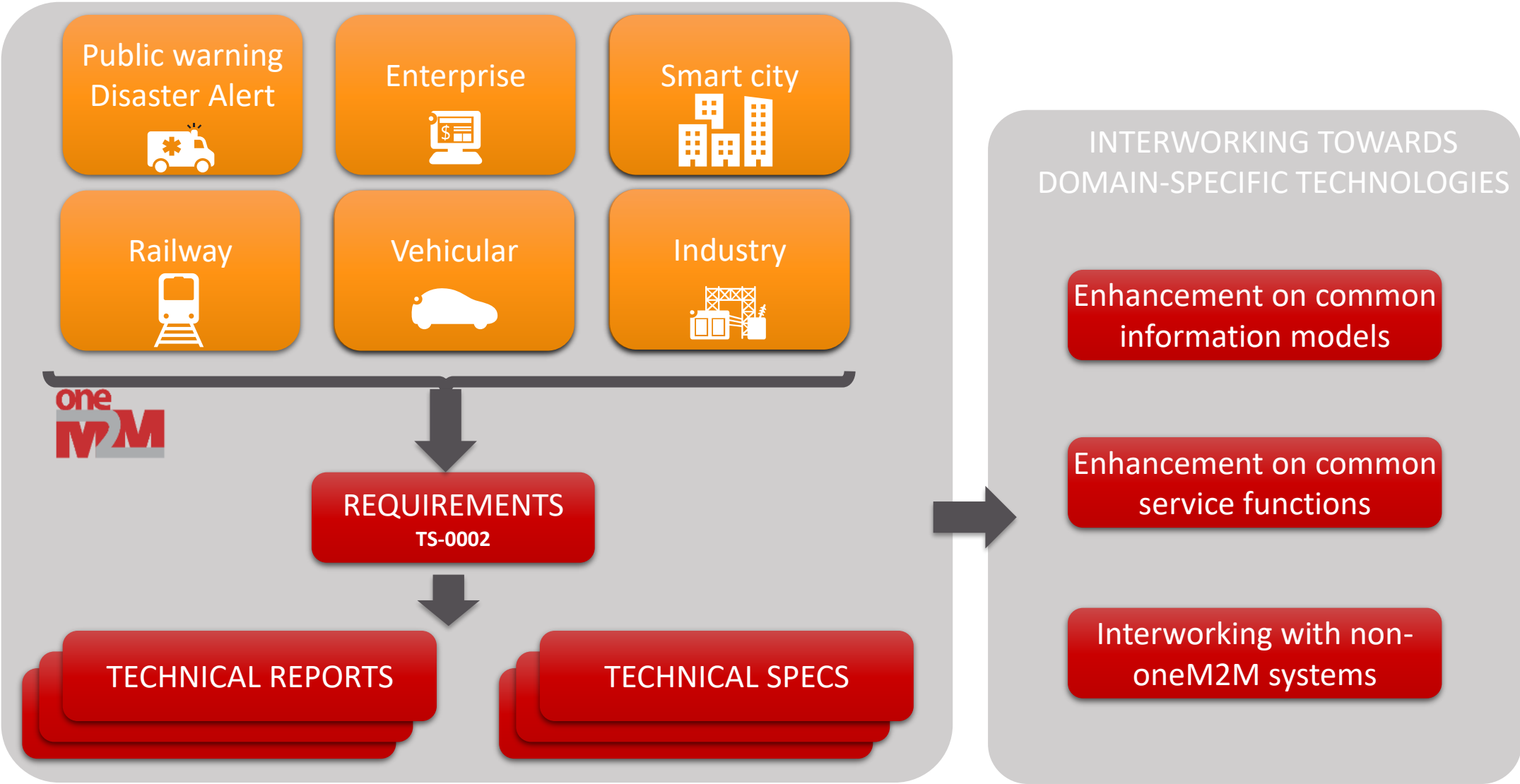




# Release 4 – Domain Support

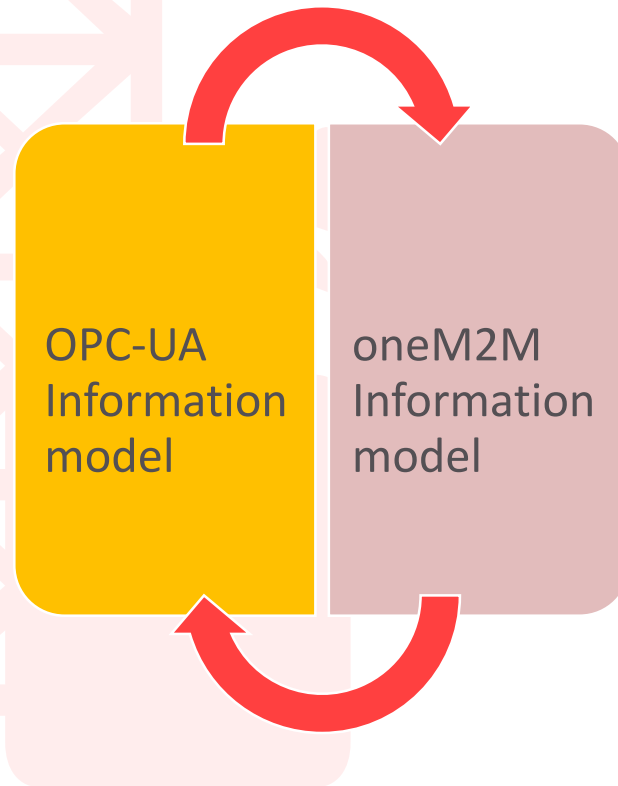
- Vertical Domain Support
- Domain Interworking

# Release 4 - More Vertical Domain Support



# Domain models enable data interoperability

- Industry domain models



- Railway domain models

- Use cases and requirements to find gap between the railway domain and oneM2M
- Discovering information model and mapping to adapting oneM2M

Module Instance Name	Module Class Name	Multiplicity
binarySwitch	binarySwitch	1
clock	clock	1
touchScreen	touchScreen	0..1
emergencyButton	pushButton	0..1
audioVolume	audioVolume	0..1
ticketReader	prePaidCardReader	1
crossingSensor	traceSensor	1
connectivity	connectivity	1
gateState	runState	1
directionPanel	directionPanel	0..1
crossingIndicatorColour	colour	1
crossingIndicatorColourSaturation	colourSaturation	1
crossingIndicatorColourBrightness	brightness	1
crossingBarrier	crossingBarrier	1

Example: device model of **deviceSmartGate**

# Emerging technologies for Smart cities

## • Smart Lift

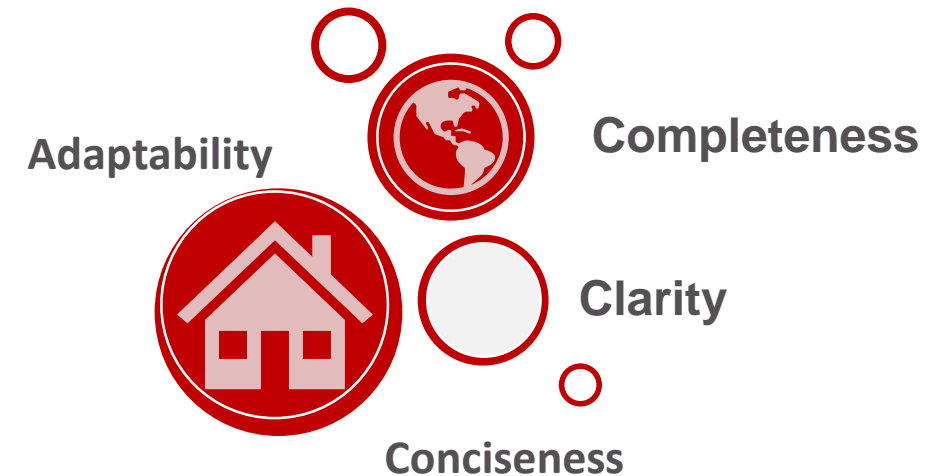
- Focus on predictive maintenance (operating technician/building owners/users and administrators)
- Services for emergency situation support, remote operation, city services, etc.



- Develop smart lift data models in the semantic supported by oneM2M

## • Ontology on Smart cities

- Standardize ontologies for Smart City services through integrating SmartM2M SAREF work to oneM2M as the baseline
- Develop a framework to maintain developed ontologies and get input from various domain actors using a oneM2M SmartCity portal service



# Public warning services enablement

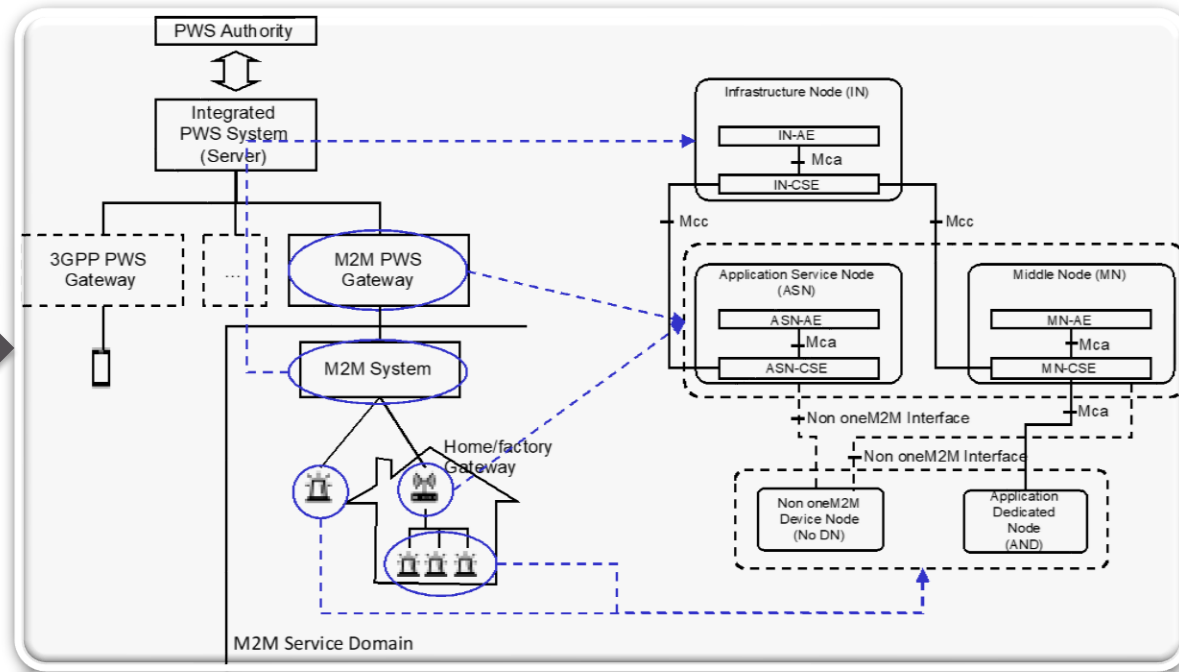
IPAWS in US

MoWaS in Germany

CAP in Italy

CBS in Korea

J-ALERT in Japan

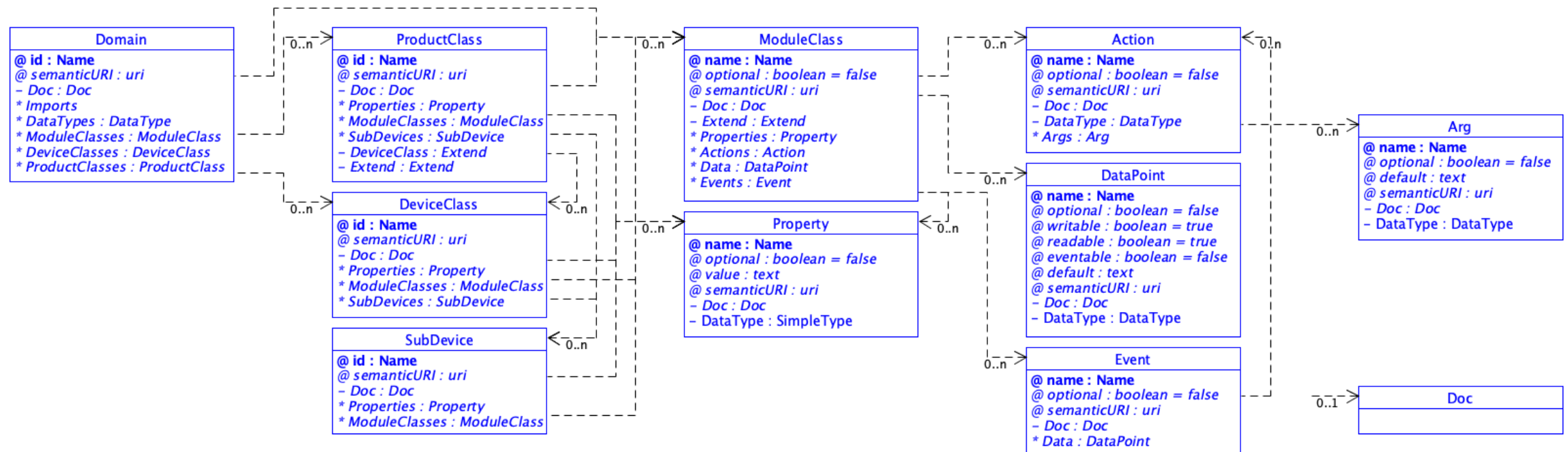


oneM2M architecture enables Public Warning Service



# SDT 4.0: make it easy for IoT developers

- Provides an abstraction layer for connected devices
- Together with other organizations, such as OCF and OMA, oneM2M Rel 3 defines 84 ModuleClasses and 50 Devices with various functionalities
- In Rel 4 (ongoing) SDT is restructured to fit more the verticals (Home, City, Industry, Health, Automotive,...)



# SDT based Information Models

## • ModuleClass

Name	Type	R/W	Optional	Unit	Documentation
powerGenerationData	xs:float	R	true	W	Amount of instaneous generation data.
roundingGenerationData					
significantMultiplicationGenerationData					
Name	Type	R/W	Optional	Unit	Documentation
flowInterval	xs:integer	RW	false	s	The measurement interval of water consumption.
reverseFlowInterval	xs:integer	RW	false	s	The measurement interval of reverse water consumption.
waterTemperatureInterval	xs:integer	RW	true	s	The measurement interval of water temperature.
waterPressureInterval	xs:integer	RW	true	s	The measurement interval of reverse water pressure.
intensiveSampleInterval	xs:integer	RW	true	s	The time interval of intensive data sampling.
intensiveReportInterval	xs:integer	RW	true	s	The time interval of intensive data report.
intensiveReportStartTime	m2m:timestamp	RW	true		The start time of data intensive report.

## • DeviceModel

Module Instance Name	Module Class Name	Multiplicity	Description
openLevel	openLevel	0..1	See clause 5.3.1.56
doorlock	binarySwitch	1	See clause 5.3.1.12.
doorState	runState	0..1	See clause 0.
dishWasherJobMode	dishWasherJobMode	0..1	See clause 5.3.1.29.

Common Domain  
115 ModuleClass 17 DeviceModel

Home Domain  
32 DeviceModel

Health Domain

City Domain

Vehicular Domain

Railway Domain

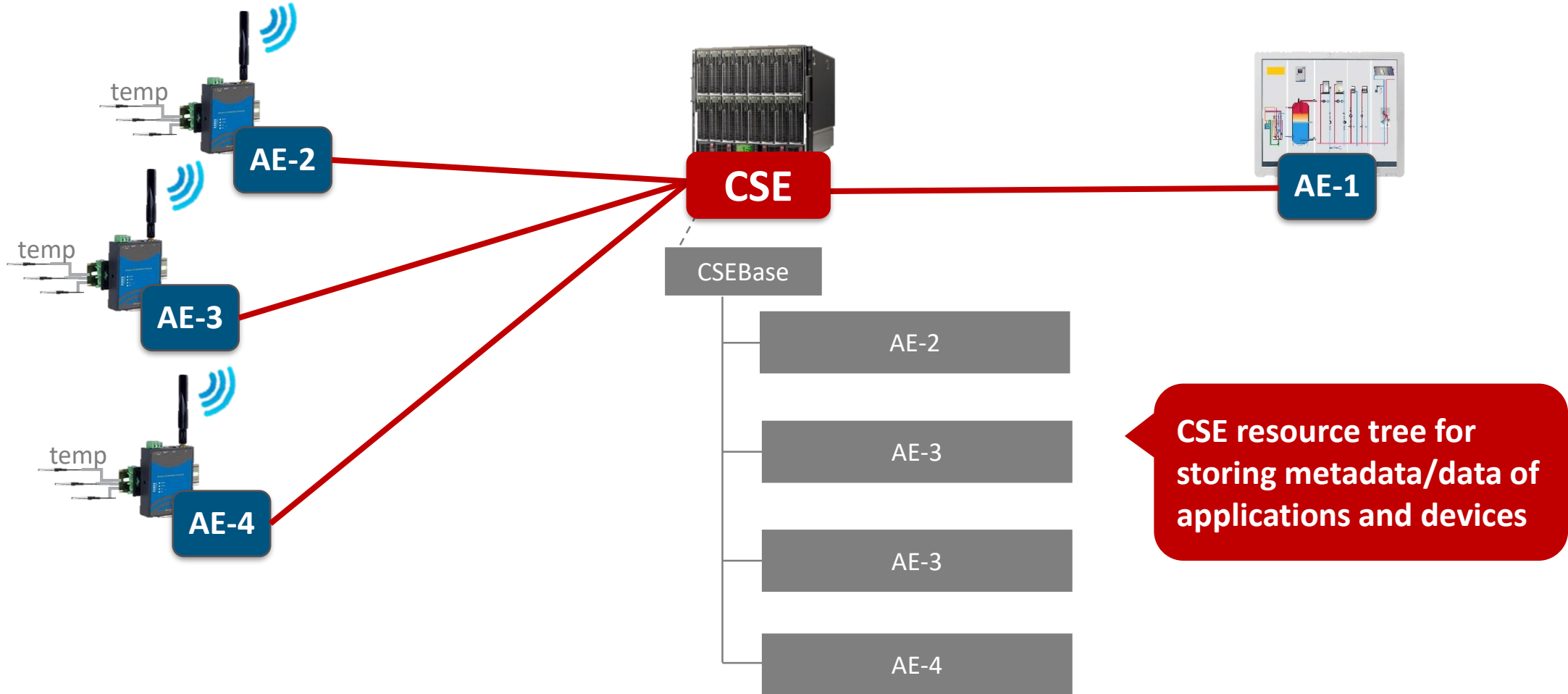
SDT based Information Model and Mapping for Vertical Industries (TS-0023)

# Some more exmpl R4 features

- Geo-query
- Software Campaign
- Semantic reasoning
- Modbus oneM2M inter-operability
- Discovery based operations

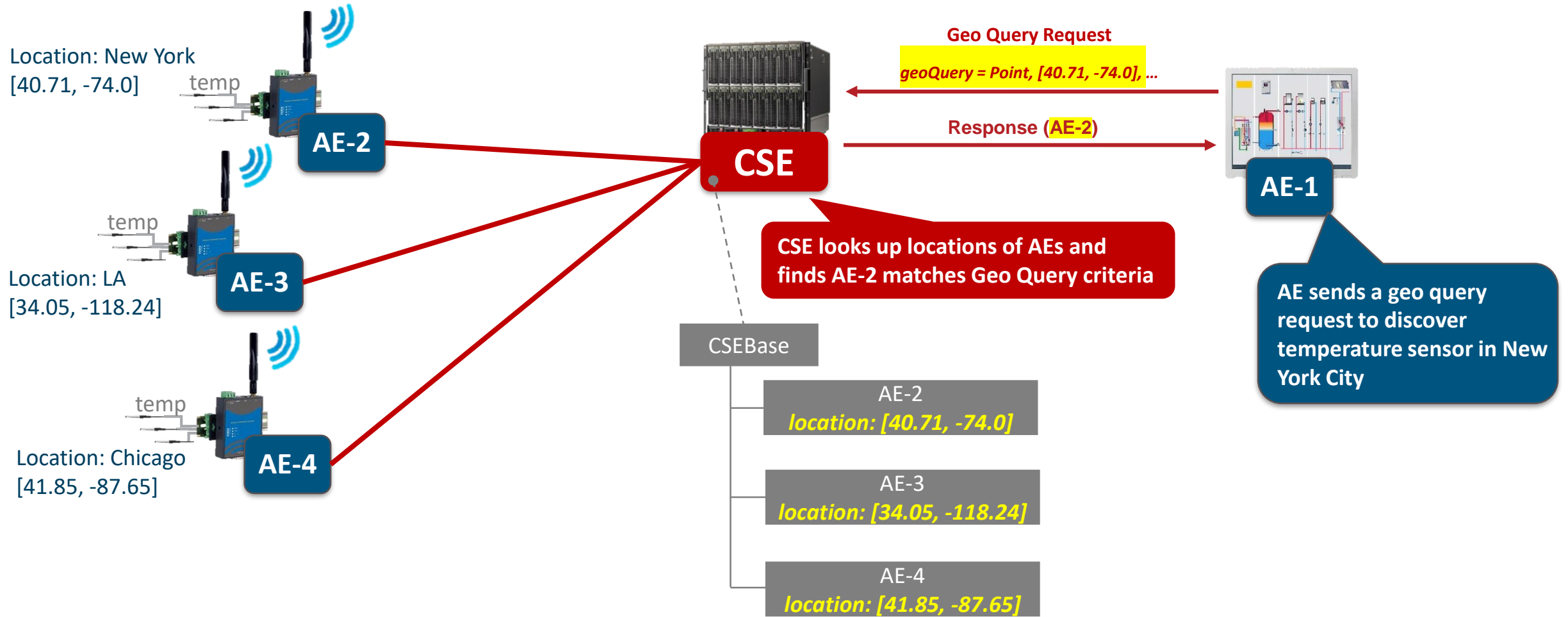


# Quick Overview of oneM2M Entities



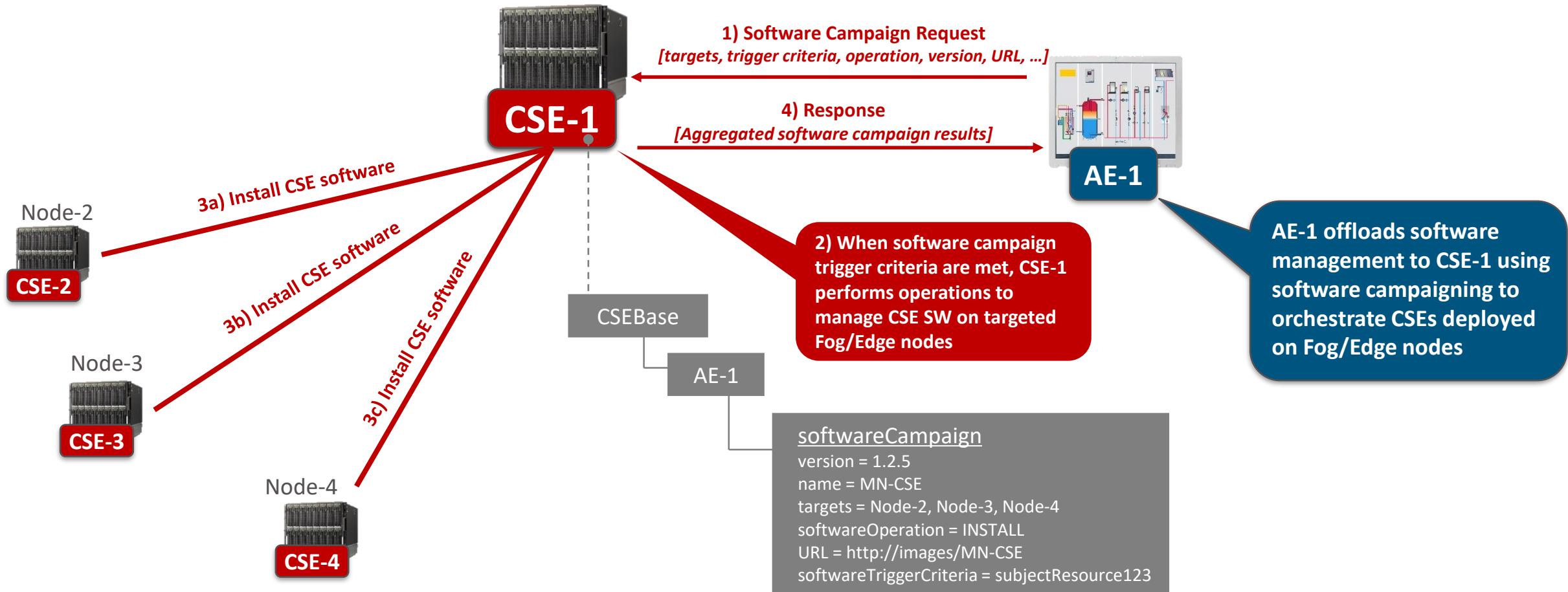
**AE: Application Entity**  
**CSE: Common Services Entity**

# Geo Query



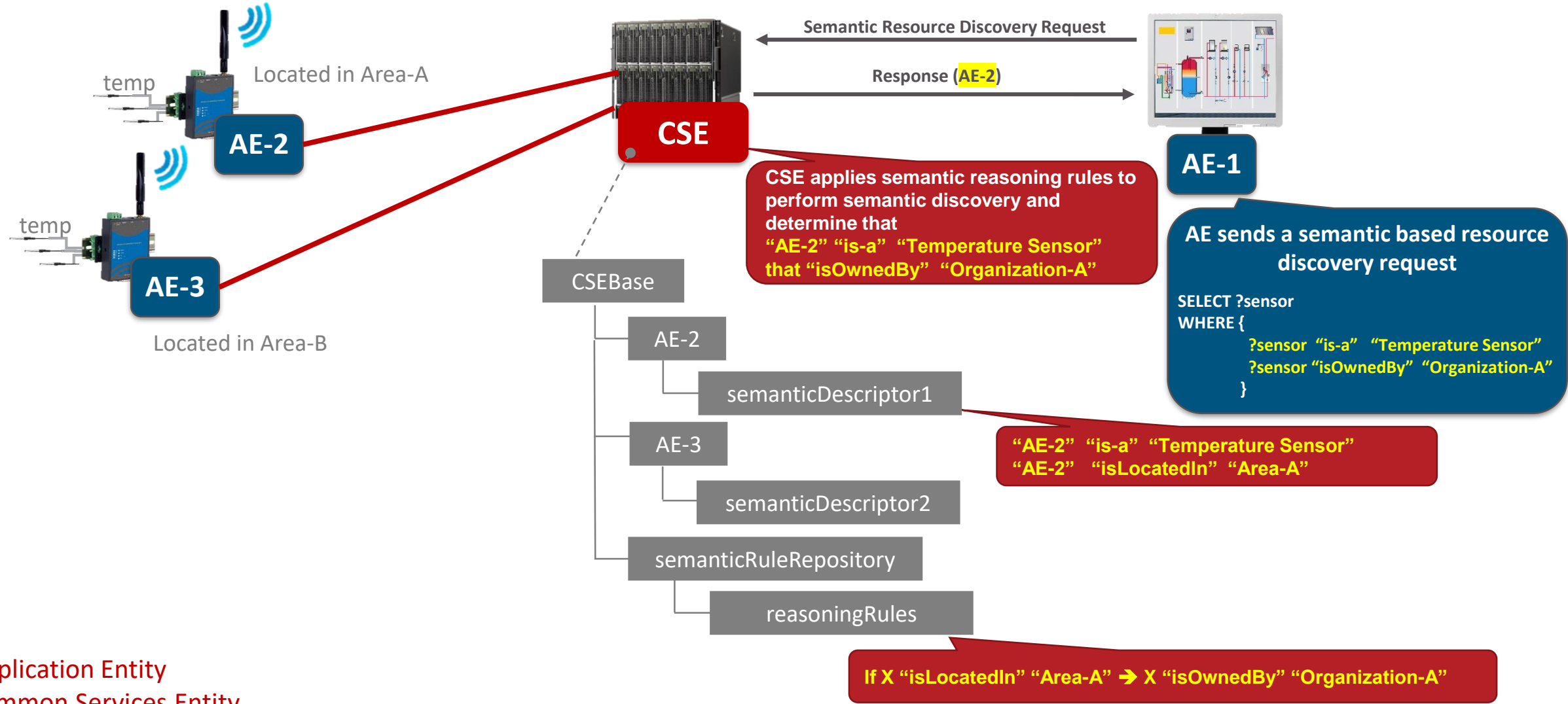
AE: Application Entity  
CSE: Common Services Entity

# Software Campaigning



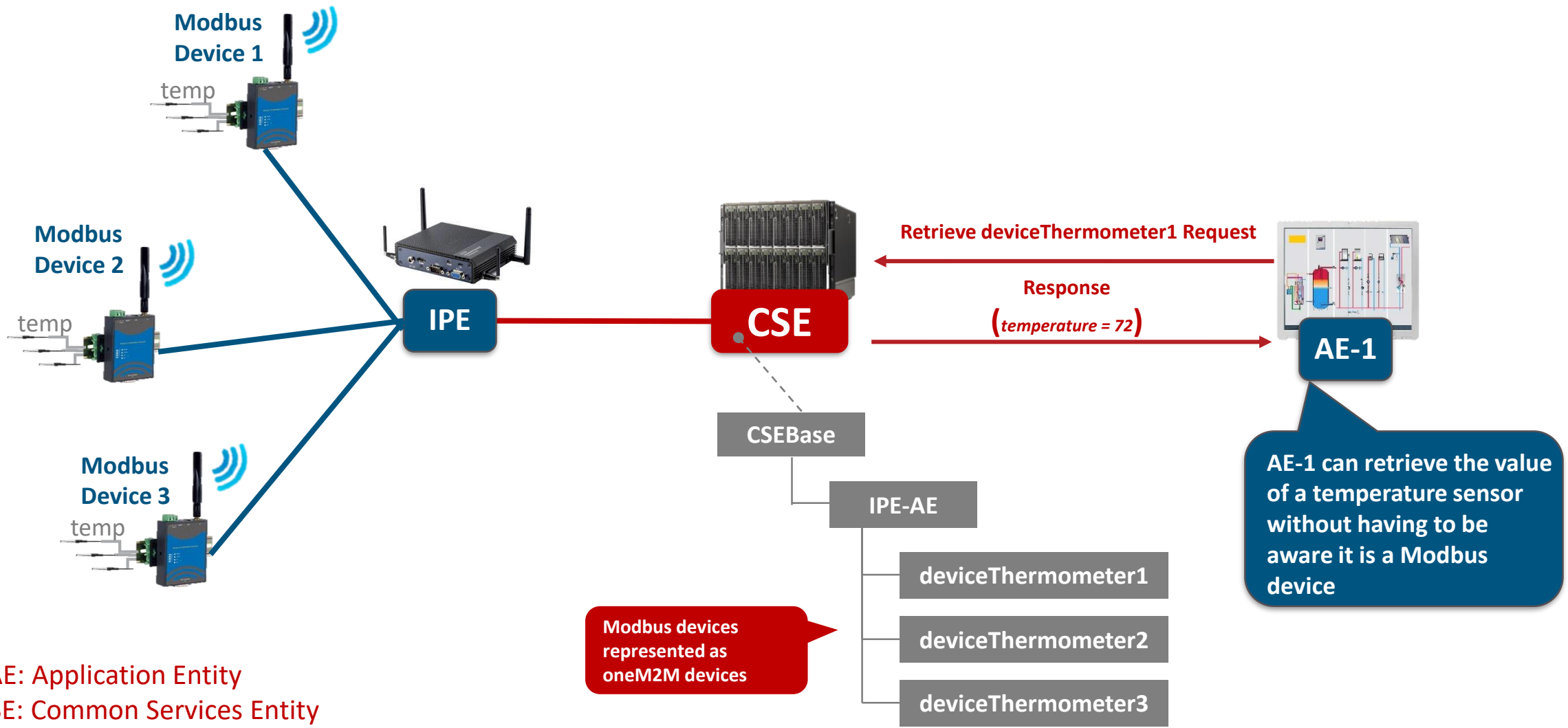
AE: Application Entity  
CSE: Common Services Entity

# Semantic Reasoning



AE: Application Entity  
CSE: Common Services Entity

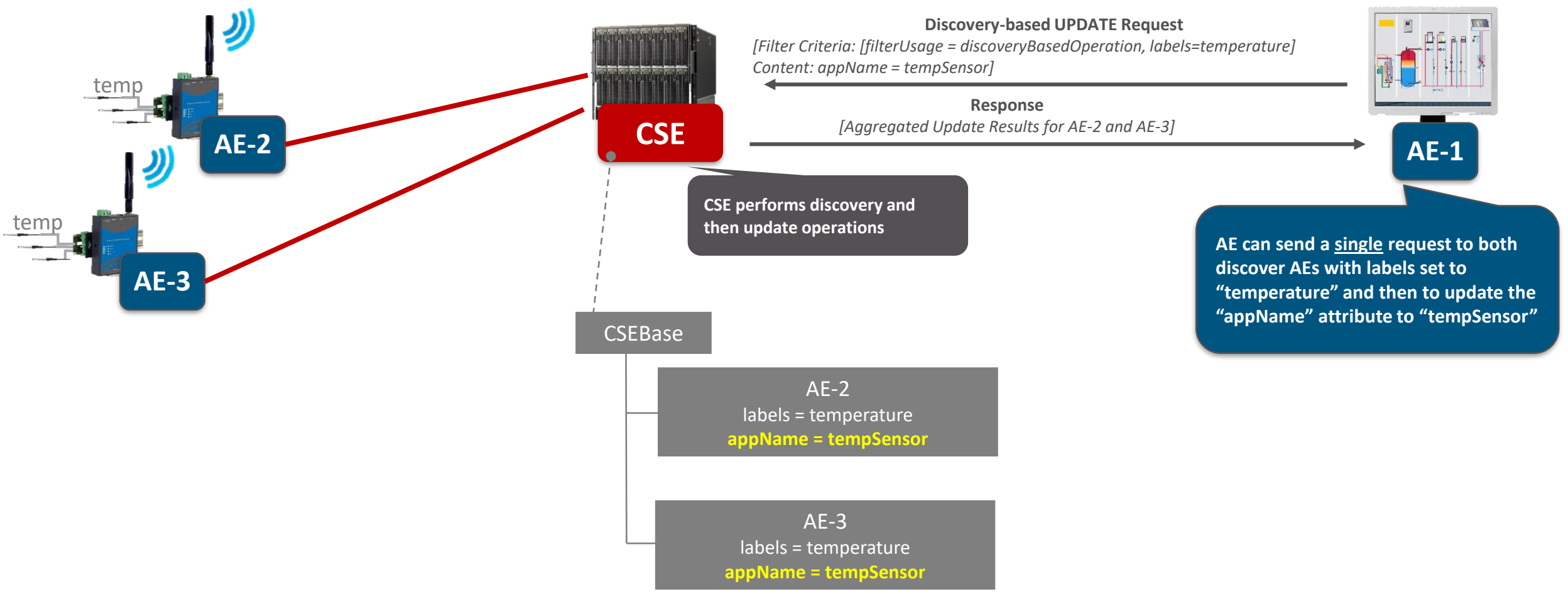
# Modbus Interworking



AE: Application Entity  
CSE: Common Services Entity  
IPE: Interworking Proxy Entity

**NEW**  
Rel-4 Feature

# Discovery-based Operations



AE: Application Entity  
CSE: Common Services Entity

# Conclusion and Outlook

- oneM2M Events Timeline
- oneM2M Release 5 – future features examples
- Takeaways

# Collaborations Examples

## Enablement of Mobile Edge Computing for Internet-of-Things using oneM2M and ETSI MEC ISG



### Contents

About the author	2
Contents	3
Executive Summary	4
Introduction	5
Organizational Overviews	7
Overview of the ETSI MEC ISG	7
Overview of oneM2M	7
Standardization Activity	9
ETSI MEC's API	9
oneM2M Activity	13
Motivation for interworking	19
Interworking between MEC and oneM2M	20
Use case for IoT using MEC and oneM2M	22
Future Directions	24

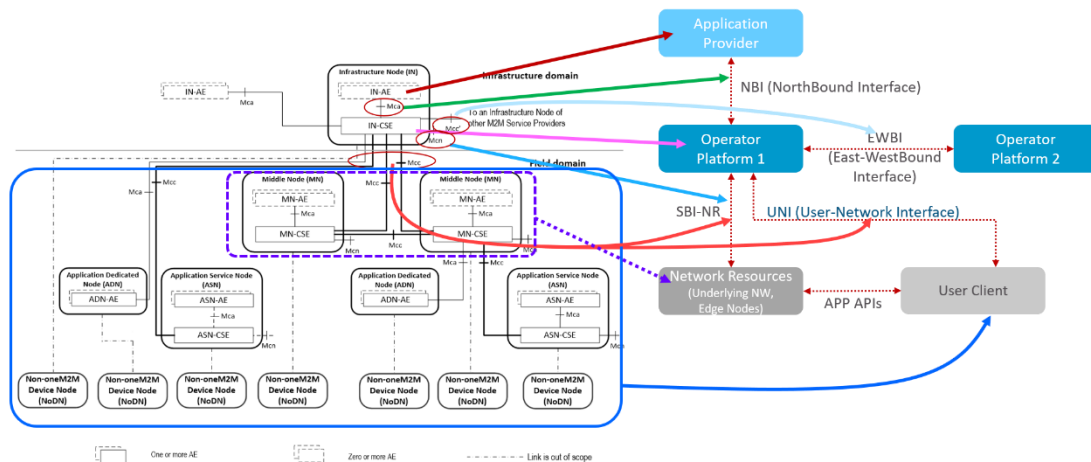


- ETSI ISG MEC

- oneM2M platform instance can be placed where MEC is running
- two features allows this to happen:
  - Software Campaign
  - Enhanced resource announcement
- Joint Whitepaper development (expected Q1 2021)

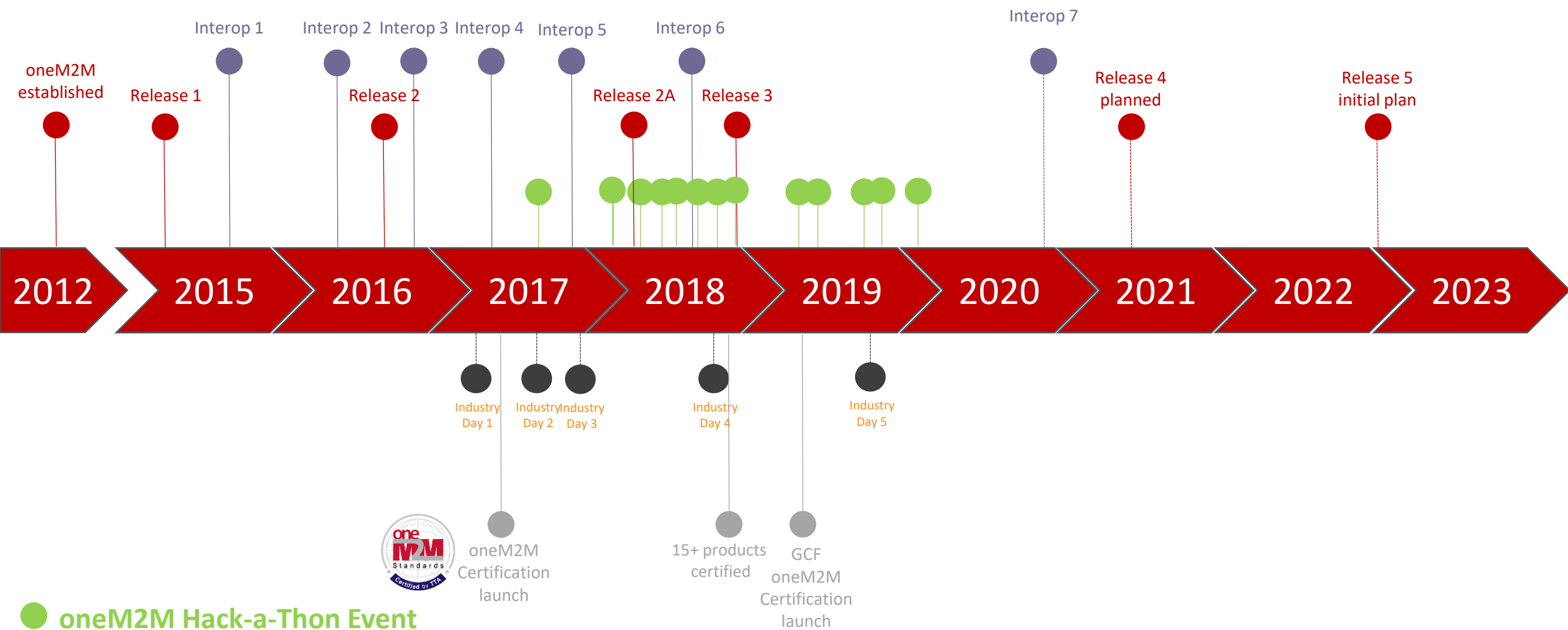
- GSMA OPG

- Information exchanged
- Discussion ongoing





# oneM2M Key-events Timeline



# oneM2M Implementation Ecosystem

A vibrant and healthy oneM2M ecosystem continues to build

## Industry-driven Open source implementations



## Examples of Commercial implementations, Prototypes, Trials



oneM2M.org lists

66

Deployments

[List of deployments](#)

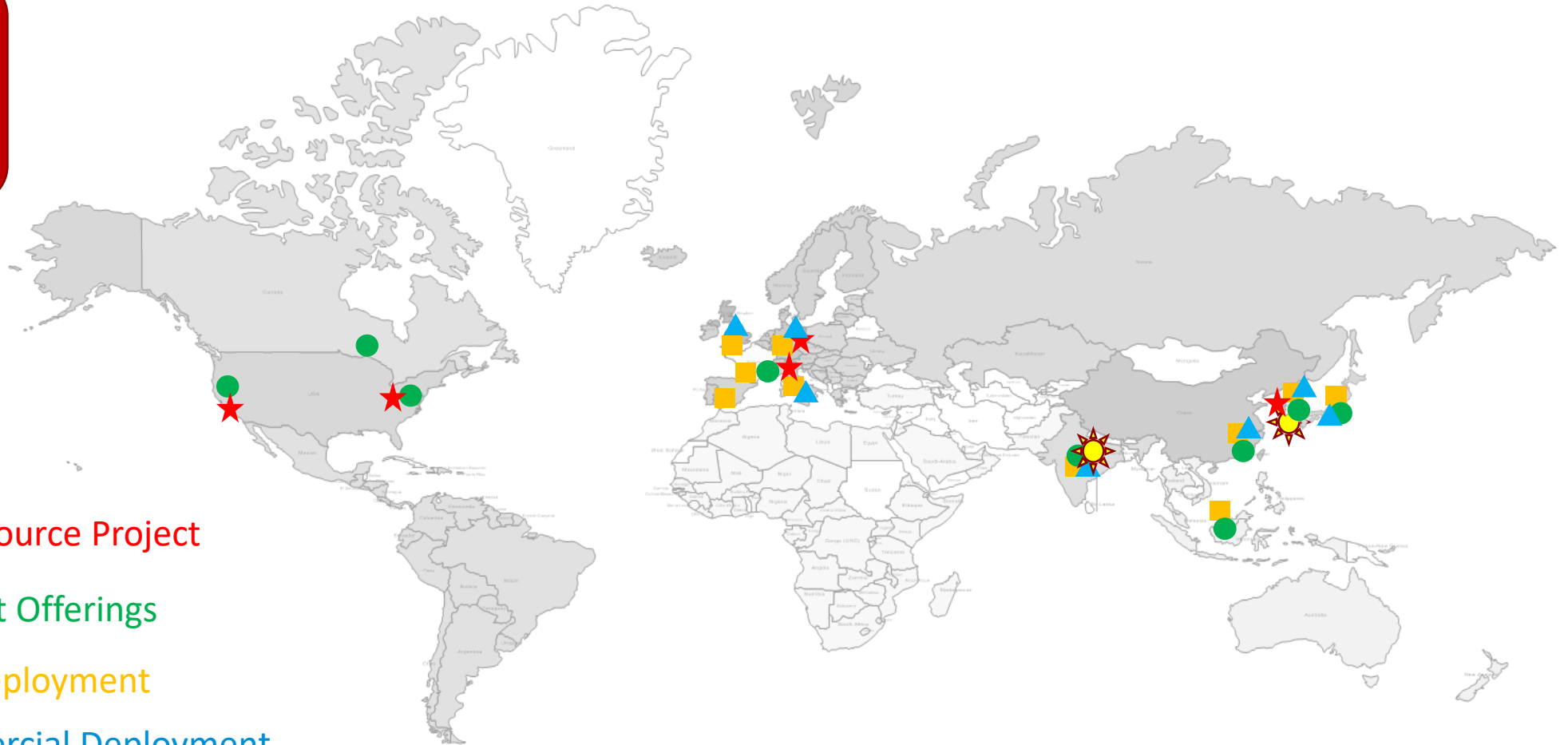
## Certification Test Houses and Test Tool Vendors



## Regular Interop Events (7 Held from 2015-2020)

# oneM2M Adoption is Global

oneM2M adoption  
is  
expanding



★ oneM2M Open Source Project

● oneM2M Product Offerings

■ oneM2M Trial Deployment

▲ oneM2M Commercial Deployment

☀ Use of oneM2M recommended (Smart Cities)

# oneM2M Future Feature development

- oneM2M Release 5
  - Use Case and Requirements development
    - Work ongoing in Requirements and Domain Models Working Group
  - Architecture and protocol related work – to be started Q1 2021

Release 5  
Work in Progress

oneM2M System Enhancements to Support Data Protection Regulations [WI-0095]

Effective IoT Communication to Protect 3GPP Networks [WI-0096]

oneM2M and SensorThings API [WI-0100]

Advanced Semantic Discovery [WI-0101]

System enhancements to support Data License Management [WI-0102]

...

# Takeaways

## oneM2M

- is a global open standard, not controlled by a single private company
- specifies a common set of horizontal IoT services
  - architecture, common services functions,
- enables data interoperability
  - Information model, semantics, ontology based interoperability
- interworks with existing IoT technologies
- has interoperability testing and a certification program
- standardized APIs simplify the life for IoT stakeholders
  - minimize development, deployment & maintenance costs
- is a mature and a commercially deployed technology

oneM2M release 4  
Expected: Q2 2021

Work in progress on  
oneM2M Release 5



**Q&A**

Thank You!

# Backup

# Publicly Accessible Links

## Web Site

<http://www.oneM2M.org>

## Developer Guides

<http://www.onem2m.org/developer-guides>

## Technical Questions

<http://www.onem2m.org/technical/technical-questions>

## Published Specifications

<http://www.onem2m.org/technical/published-documents>

## Webinars

<http://www.onem2m.org/technical/webinars>

## YouTube Channel

<https://www.youtube.com/c/onem2morg>

## Events

<http://www.onem2m.org/news-events/events>

## Certified Products

[http://www.onem2mcert.com/sub/sub04\\_01.php](http://www.onem2mcert.com/sub/sub04_01.php)

## Smart Device Template

SDT 3.0 is available under Apache 2 License:

<https://git.onem2m.org/MAS/SDT>

## TS-0023 : SDT based Information Model and Mapping for Vertical Industries

The latest published version of TS-0023 is available:

<http://www.onem2m.org/technical/published-drafts>

## Tools

A utility for converting SDT to other formats is the SDTTool:

<https://github.com/Homegateway/SDTTool>

## Twitter

[@oneM2M](https://twitter.com/oneM2M)

## Stackoverflow

<https://stackoverflow.com/questions/tagged/onem2m>